




## LED MIRROR / VANITY LIGHTING WITH GUARDS



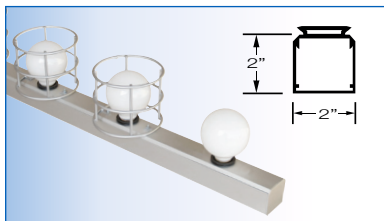
PROJECT:

TYPE:

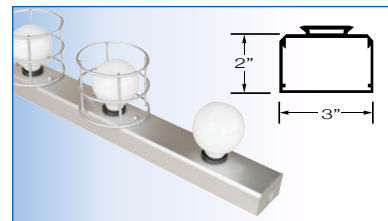
### SPECIFICATIONS

HOUSING	Two piece snap together top/bottom extruded aluminum housing up to 12' long.
FINISH	Satin anodized or white paint finish standard. Custom finish optional.
SOCKETS	<b>MB</b> - Medium base phenolic sockets. Candelabra base available; consult factory.
GUARDS	Round or Square; Required per NEC 520-72 for some applications.
LAMPS	LED lamps available. See page 2 for options.
CONFIGURATION	Straight, Custom Patterns - See page 2 for details.
CERTIFICATION	ETL listed for damp locations.  2001431  MADE IN THE USA

### SERIES OPTIONS



**RG2-MB** - MEDIUM BASE



**RG3-MB** - MEDIUM BASE

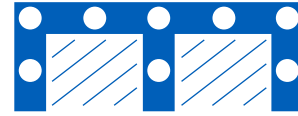
### PART NUMBER

SERIES	SPACING	CONFIGURATION	ACCESSORIES	LAMP	FINISH	DIMENSIONS
<b>RG2-MB</b>	6 6" O/C	<b>ST</b> STRAIGHT	<b>RLG</b> ROUND GUARD	SELECT FROM PAGE 2	<b>S</b> SATIN	SPECIFY
<b>RG3-MB</b>	9 9" O/C	<b>PAT</b> PATTERN	<b>SLG</b> SQUARE GUARD		<b>W</b> WHITE	
	12 12" O/C		<b>SW</b> SWITCH		<b>C</b> CUSTOM	
	OTHER SPECIFY		<b>DR</b> DUPLEX RECEPTACLE			
	NO GUARDS FOR 6" O/C		<b>DR/USB</b> RECEPTACLE WITH USB			
			<b>GFI</b> RECEPTACLE			

## CONFIGURATION

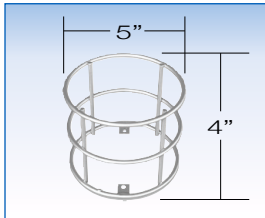


**ST** - STRAIGHT

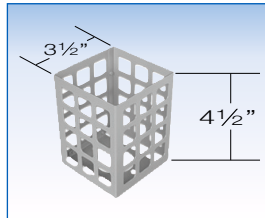


**PAT** - PATTERN (PROVIDE DWG.)

## ACCESSORIES




**RLG**  
ROUND LAMP GUARD



**SLG**  
SQUARE LAMP GUARD



**SW**  
SWITCH



**DR or DR/USB**  
DUPLEX RECEPTACLE  
WITH OR WITHOUT USB  
(15A STANDARD)



**GFI**  
RECEPTACLE  
(15A STANDARD)

### NOTES:

- Fixtures can be ordered without guards however NEC 520-72 requires protective guards on all performing arts dressing room mirror fixtures with lamps exposed.
- Follow NEC 520-73, if on board switches or receptacles are to be used.
- Guards not recommended for 6" O/C spacing.

## LED FILAMENT STYLE LAMPS



**A15**  
FROSTED  
450L  
4.5W  
2700K  
83 CRI



**A19**  
FROSTED  
450L  
4.5W  
2700K  
83 CRI



**G16.5**  
FROSTED  
325L  
3.5W  
2700K  
83 CRI



**G25**  
FROSTED  
350L  
3.5W  
2700K  
83 CRI



- \* CONSULT FACTORY FOR SILVER TIP OR OTHER LAMP REQUIREMENTS/OPTIONS.
- \* LED LAMPS DIM DOWN TO 10% WITH A TRAILING EDGE (ELV) DIMMER.