


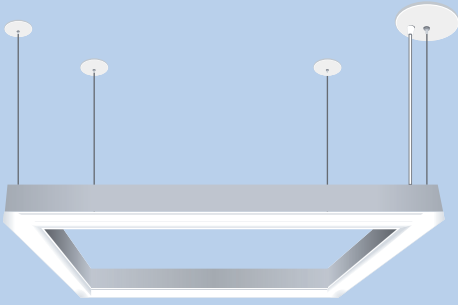
QUADRO 2



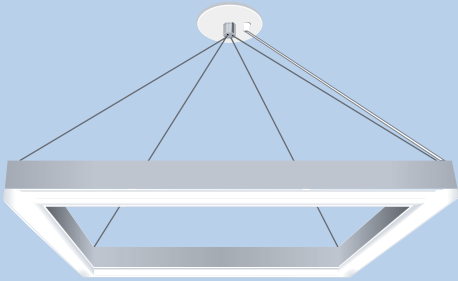
 **PRIMUS**
Shining Brighter, Together!

MOUNTING OPTIONS

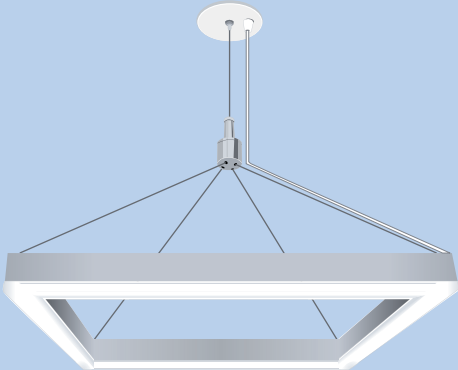
SC – STRAIGHT CABLES STYLE



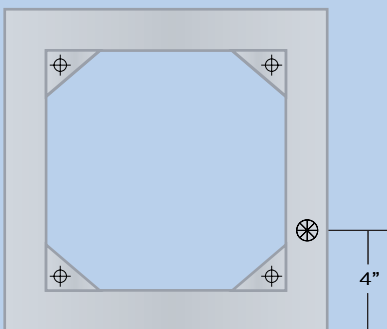
PC – PYRAMID CABLES STYLE



CC – CENTER CABLE STYLE



SM – SURFACE MOUNT



SPECIFICATIONS

DESCRIPTION

Architectural LED square patterns available with down light, up light, inside light or outside light options.

HOUSING

Extruded aluminum housing, 2" wide.
No visible hardware.

FINISH

Satin anodized or white paint finish standard. Custom finish optional.

LENS

Three styles; White frosted acrylic, smooth uniformity and no pixelization.

LED DRIVER

Integral or remote (*Included*), universal voltage; 0-10V dimming standard; custom programmable.

MOUNTING

Cable suspended and surface mount:

LED's

(LED boards) 50,000 hours. (L70), 85 CRI, by Nichia and Cree; 2700K, 3000K, 3500K and 4000K; Programmable output to greater than 1000L/FT

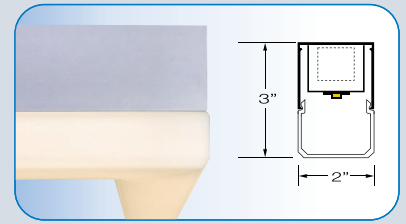
CERTIFICATION

ETL/CSA listed for damp locations.

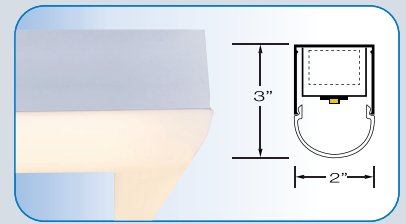


MADE IN THE USA

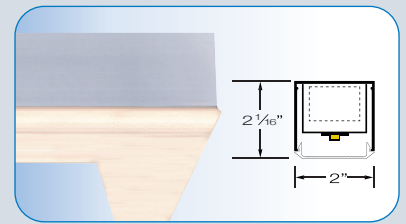
LENS OPTIONS



SQL – SQUARE LENS



RLR – ROUND LENS



FL – FLAT LENS

PRIMUS
Shining Brighter, Together!

QUADRO 2
LED SERIES

WWW.PRIMUSLIGHTING.COM