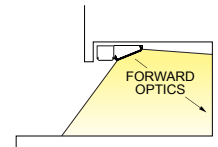
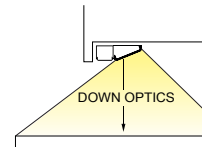
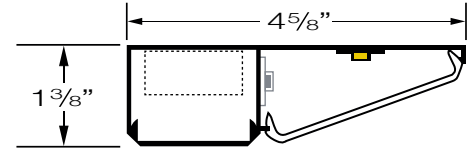


## LINEAR UNDERCABINET / TASK LIGHTING





PROJECT:

TYPE:



### SPECIFICATIONS

HOUSING	Extruded aluminum housing up to 12' long.
FINISH	Satin anodized or white paint finish standard. RAL powdercoat and medical/antimicrobial optional.
LENS	Extruded DR acrylic, snap-on frosted widespread lens.
LED DRIVER	Integral, universal voltage; 0-10V dimming standard; 1% or 10% dimming.
K/O's	1/2" K/O on both ends standard, or field drilled as required.
MOUNTING	Surface Mount: Mounting holes pre-drilled.
LED's	60,000 hours. (L70), High uniformity 80 CRI.
CERTIFICATION	ETL/CSA listed for damp locations.  2001431  MADE IN THE USA

### LED COLOR & LUMEN OPTIONS

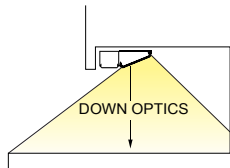
4' – 24" BOARDS		LUMENS PER FOOT – WATTS PER FOOT – LUMENS PER WATT								
LED COLOR	CRI	LOW			MEDIUM			HIGH		
WHITE 2700K	80	500 L/FT	3.5 W/FT	136 L/W	870 L/FT	6.5 W/FT	130 L/W	1160 L/FT	9.0 W/FT	127 L/W
WHITE 3000K	80	530 L/FT	3.5 W/FT	144 L/W	915 L/FT	6.5 W/FT	137 L/W	1220 L/FT	9.0 W/FT	133 L/W
WHITE 3500K	80	535 L/FT	3.5 W/FT	144 L/W	920 L/FT	6.5 W/FT	137 L/W	1225 L/FT	9.0 W/FT	133 L/W
WHITE 4000K	80	560 L/FT	3.5 W/FT	151 L/W	970 L/FT	6.5 W/FT	145 L/W	1290 L/FT	9.0 W/FT	140 L/W

Higher lumen packages available.

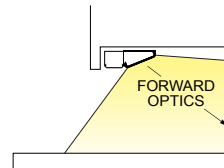
### PART NUMBER

SERIES	LUMENS	COLOR	OPTICS	VOLTS	OPTIONS	FINISH	LENGTH
FC7 <small>FORMERLY ALX7-LED</small>	L LOW	27K 2700K	DO DOWN OPTICS	UNV	SW120 SWITCH 120V	S SATIN	2' 8'
	M MEDIUM	3K 3000K	FO FORWARD OPTICS	(120/277) 10% DIM	SW277 SWITCH 277V	W WHITE	3' 9'
	H HIGH	35K 3500K		UNV 1%	HLSW HI/LO SWITCH	C CUSTOM	4' 10'
	CP CUSTOM PROGRAMMED (Specify Lumens/FT or Watts/FT)	4K 4000K		(120/277) 1% DIM	PC POWER CORD-6'	A ANTI-MICROBIAL WHITE	5' 11'
					MS MOTION SENSOR		6' 12'
					DU DUPLEX OUTLET 15A		7'
					USB DUAL USB + 15A OUTLET		

## OPTICS



COUNTER TOP  
LIGHT UP



MAINLY BACKSPLASH  
LIGHT UP

## OPTIONS



**SW120** – SWITCH 120V  
**SW277** – SWITCH 277V  
**HLSW** – HI/LO SWITCH



**DU** – DUPLEX OUTLET  
Grounded 15A Convenience Outlet



**USB** – DUAL USB OUTLET  
Grounded 15A Convenience Outlet



**PC** – 6' POWER CORD  
18/3 Cord with U Ground Plug. White Standard (For Non-Dim)



**MS** MOTION SENSOR  
ADJUSTABLE DIP SWITCHES  
FOR SENSITIVITY, TIME DELAY  
AND PHOTO CEL.

\* 2 wire 120V LED Driver for 2 wire MLV/ELV Dimmer available. Consult Factory

## FINISH

Satin anodized or white paint finish standard. RAL powder coat and medical/antimicrobial white optional.

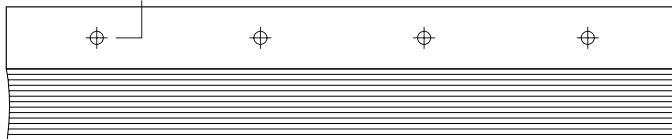
## FIXTURE LENGTHS

NOMINAL LENGTH	1'	2'	3'	4'	5'	6'	7'	8'	9'	10'	11'	12'
ACTUAL LENGTH	14"	23"	34"	49"	56"	73"	89"	97"	111"	121"	133"	145"

\* MS, DU and USB options not available for 1' fixtures.

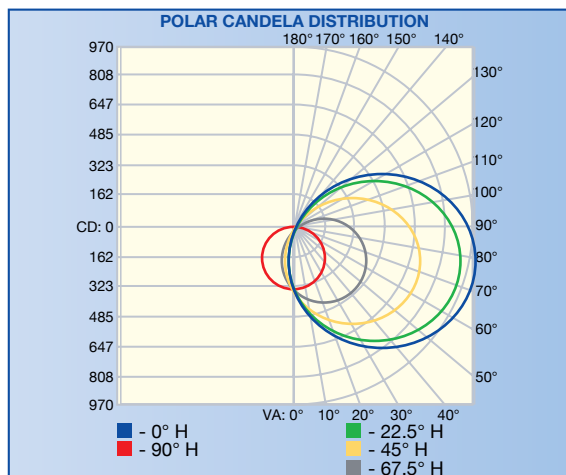
## MOUNTING DETAILS

1/4" MOUNTING HOLES



- 1/4" Mounting holes provided evenly spaced on back channel.
- 1/2" KO's on both ends standard. Field drill optional.
- Snap on wire way cover.
- No need to remove lens.

PHOTOMETRICS / CANDELA DISTRIBUTION .IES files available online or by calling the factory.



**FOCUS 7**

**POLAR GRAPH – DOWN OPTICS**

REPORT NO.: 104428502LAX-001

Based on 4' linear fixture at medium lumens (35K 903L/FT x 4' = 3612L)

