

DECOSTRING - SERIES

FESTOON LIGHTING SYSTEM



PROJECT

TYPE

NOTES

FEATURES

DURABLE CONSTRUCTION

Constructed with high-quality stainless-steel cables for strength, UV-rated duplex power cables and zip ties for reliable performance, and non-metallic phenolic sockets for durability in harsh environments. Designed to remain resilient and functional in extreme weather conditions.

VERSATILE APPLICATIONS

Decostrings are a specification-grade festoon lighting system engineered to endure harsh year-round commercial conditions. Ideal for restaurants, hospitality venues, cityscape enhancements, and theme park installations, they offer both functional lighting and aesthetic appeal.

CUSTOMIZATION

Decostrings are custom-built to your specifications, offering precise run lengths and personalized lamp spacing. With a wide selection of lamps and decorative shades, you can tailor the lighting to match your vision. This level of customization brings your project ideas to life, ensuring both functionality and aesthetic appeal.

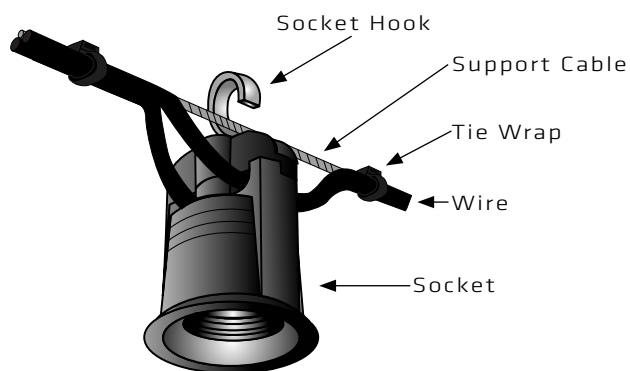
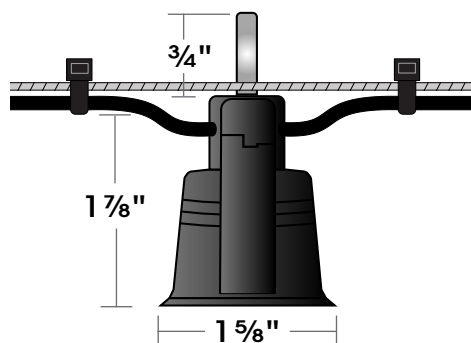
WET-RATED

Decostrings, including strings and lamps, are ETL listed for permanent wet installations, ensuring durability in any environment. Proudly made in the USA, Decostrings guarantee lasting quality and reliability.

-						
SERIES	SPACING	LAMP	SHADE-STYLE	SHADE-FINISH	TERMINATION KIT	LENGTH
DSW DRY/WET Refer to PG. 1, 2	12 12" O/C	SELECT FROM LAMPS PAGE	OPTIONAL SELECT FROM SHADE PAGES Refer to PG. 4,5,6,7	SELECT FROM SHADE PAGES Refer to PG. 6,7	OPTIONAL STK STANDARD TERMINATION KIT TBK TURNBUCKLE KIT QL QUICK LINK Refer to PG. 8	SPECIFY Refer to PG. 10
	18 18" O/C					
	24 24" O/C					
	36 36" O/C					
	48 48" O/C					
	60 60" O/C					
	CUSTOM (SPECIFY)					

DECOSTRING - SERIES

SPECIFICATIONS



SPECIFICATIONS

VOLTAGE	120 volts system. No drivers or transformers required.
LAMP HOLDER	Black phenolic, medium base, UL weatherproof socket with hook for optional mounting
POWER CORD	12 / 2 AWG. Black flexible wire, UV rated for outdoor use
SUPPORT CABLE	3/32" 7X7 Stainless steel support cable, 920 lbs test / 175 lbs working load. Larger cable size available
TIE WRAP	Heavy duty, black UV rated tie wraps secure power cable to support cable
LAMPS	LED, 120V, medium base, dimmable, wet rated. Silicone coated available, refer to page 3 for details & options
SHADES	Optional, shapes made out of aluminum, steel and acrylic, refer to page 4,5,6,7 for details and options
TERMINATION KITS	Heavy duty stainless steel termination hardware available, refer to page 8 for details and options.
PROTECTION KIT	(SGK) silicone grease kit for socket and lamp extra protection against corrosion and seizing. (Included)
SPACING	Standard socket spacing: 12"O/C, 18"O/C, 24"O/C, 36"O/C, 48"O/C, 60"O/C. Custom spacing available
MAXIMUM RUNS	Product is rated for 20A, 125V, 2500W, the maximum run we recommend per NEC is 16A, 1920W max.
DIMMING	Dimmable to less than 10% with Primus lamps and ELV trailing edge type dimmers
COLD TESTING	ETL cold weather tested to minus 40 degrees C, per IEC 60068-2-1 standards.
PHOTOMETRY	ETL tested with bare & shielded lamp. BUG rating: B0-U0-G0 when using DSC7 (7" cone shade)
WEIGHT / FT	The weight per foot includes: socket, power wire, support cable, tie wraps and lamp

12" O/C	18" O/C	24" O/C	36" O/C	48" O/C	60" O/C
0.24 lbs / ft	0.21 lbs / ft	0.20 lbs / ft	0.19 lbs / ft	0.17 lbs / ft	0.15 lbs / ft

COMPLIANCE CERTIFICATIONS



DECOSTRING - SERIES

LAMPS



TRADITIONAL LAMPS 120V, Wet Rated, Outdoor / Indoor (included)



S14, 1.5W, 24/27K, 150L

S14/C/24/150 24K, CLEAR

S14/W/24/150 24K, WHITE

S14/C/27/150 27K, CLEAR

100L Available, Consult Factory



G16.5, 3.5W, 24/27K, 350L

G16/C/24/350 24K, CLEAR

G16/C/27/350 27K, CLEAR

G16/W/27/350 27K, WHITE

200L Available, Consult Factory



A19, 7.5W, 3K, 800L

A19/C/30/800 30K, CLEAR

A19/W/30/800 30K, WHITE



G25, 3.5W, 27K 350L

G25/C/27/350 27K, CLEAR

G25/W/27/350 27K, WHITE



G40, 3.5W, 27K 350L

G40/C/27/350 27K, CLEAR

VINTAGE LAMPS 120V, Wet Rated, Outdoor / Indoor (included)



A19, 3.5W, 22K, 350L

A19/A/22/350

AMBER GLASS



ST19, 3.5W, 22K, 350L

ST19/A/22/350

AMBER GLASS



G25, 3.5W, 22K, 350L

G25/A/22/350

AMBER GLASS



G40, 3.5W, 22K, 350L

G40/A/22/350

AMBER GLASS



T10, 3.5W, 22K, 350L

T10/A/22/350

AMBER GLASS



S14/B

BLUE



S14/Y

YELLOW



S14/R

RED



S14/G

GREEN

Consult factory for a different lamp shape, lumens, color or any other special requirements.

The above lamps dim to off using ELV/TE trailing edge type dimmers.

*Add "SC" suffix for silicone coated finish lamp (Food Service) example: **S14/C/24/150/SC**

*The actual finish color of the silicon-coated lamps may vary, resulting in the clear lamps having a frosted appearance.

DECOSTRING - SERIES

METAL SHADES



METAL SHADES

Decostring metal shades are hand crafted, aluminum or steel and feature powder coat finishes. Most metal shades are shipped separately and easily installed in the field using our gasket ring to secure them to the socket. All shades dimensions are nominal. Custom designs, sizes, and finishes are available, consult factory.

CONE SHADE

DSC7	(FINISH)	7" W X 3" H	0.38 lbs
DSC10	(FINISH)	10" W X 3" H	0.57 lbs
DSC12	(FINISH)	12" W X 4" H	1.13 lbs

*Aluminum
*Field Installed
*Provides 0/0/0 BUG RATING



Shown:Dark Bronze

HAT SHADE

DSH4	(FINISH)	4" W X 1 7/8" H	0.13 lbs
DSH6	(FINISH)	6" W X 2 1/4" H	0.25 lbs
DSH8	(FINISH)	8" W X 2 3/4" H	0.38 lbs

*Aluminum
*Factory Installed



Shown:Verde Bronze

RADIAL WAVE SHADE

DSRW4	(FINISH)	4" W X 1 7/8" H	0.13 lbs
DSRW6	(FINISH)	6" W X 2 1/4" H	0.25 lbs
DSRW8	(FINISH)	8" W X 2 3/4" H	0.38 lbs

*Aluminum
*Factory Installed



Shown:Powder Coat Black

PERFORATED TUBE SHADE

DSPT4/6	(FINISH)	4" W X 6" H	0.70 lbs
DSPT6/8	(FINISH)	6" W X 8" H	1.38 lbs

*Aluminum
*Field Installed



Shown:Powder Coat Black

PERFORATED TUBE WITH TOP DISC

DSPTD	(FINISH)	4" W X 8" H With 10"Ø Top Disc	1.13 lbs
--------------	-----------------	-----------------------------------	----------

*Aluminum
*Field Installed



Shown:Dark Bronze

DECOSTRING - SERIES

METAL SHADES



ROUND SHADE W/GUARD

DSRG (FINISH) 6" W X 5 1/8" H 0.57 lbs

- *Aluminum
- *Factory Installed
- *Delete "G" for no guard



Shown: Custom Textured Bronze

CAGE TUBE SHADE

DSCT4/6 (FINISH) 4" W X 6" H 0.57 lbs

DSCT6/8 (FINISH) 6" W X 8" H 0.94 lbs

- *Aluminum and Steel
- *Field Installed



Shown: Dark Bronze

ROUND CAGE

DSRC (FINISH) 8" W X 9" H 0.95 lbs

- *Steel
- *Field Installed



Shown: Powder Coat Black

SQUARE CAGE

DSSC5/6 (FINISH) 5 1/2" W X 6 1/2" H 0.29 lbs

DSSC9/10 (FINISH) 9 1/2" W X 10 1/2" H 0.35 lbs

- *Aluminum
- *Field Installed

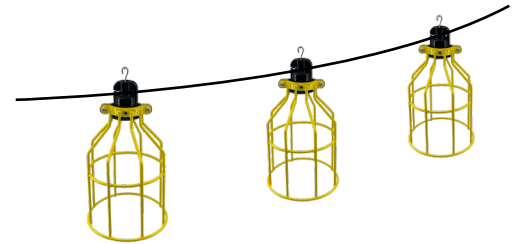


Shown: Red Finish

OPEN WIRE GUARD

DSOWG (FINISH) 5 1/2" W X 7 1/2" H 0.39 lbs

- *Steel
- *Factory or field Installed
- *Yellow, silver and black standard finishes



Shown: Yellow Finish

ENCLOSED WIRE GUARD

DSEWG (FINISH) 3 3/4" W X 5 1/2" H 0.16 lbs

- *Steel
- *Factory Installed
- *Can be used with Cone Shade (DSC10, DSC12)



Shown: Black Finish

CUSTOM SHADE DESIGN

Available
provide your design or consult factory




METAL SHADES FINISH OPTIONS


All finish options shown below are in powder coat finishes.
Custom colors also available. Custom powder coat finishes are available, provide RAL#
The actual color of the product may vary from what is seen on electronic devices.
We cannot guarantee that the color you see on your screen accurately reflects the true color of the product.




DB - DARK BRONZE
(Powder Coat, Standard)




VB - VERDE BRONZE
(Powder Coat, Standard)



W - WHITE
(Powder Coat, Standard)



S - SILVER
(Powder Coat, Standard)



B - BLACK
(Powder Coat, Standard)



CC - CUSTOM COLOR
(Powder Coat, Not Standard)
Provide RAL#
or
Consult Factory

DECOSTRING - SERIES

PLASTIC SHADES



PLASTIC SHADES

Decostring plastic shades are made out acrylic for indoor and outdoor use.

All plastic shades are shipped separately and easily attached in the field using our gasket ring to secure them to the socket.

All shades dimensions are nominal.

Custom designs, sizes, and finishes are available, consult factory.

SPHERE SHADE

DSS8	(FINISH)	8" Diameter	0.57 lbs
DSS10	(FINISH)	10" Diameter	1.00 lbs
DSS12	(FINISH)	12" Diameter	1.34 lbs

*Acrylic
*Field Installed



Shown:White Acrylic

CUBE SHADE

DSQ8	(FINISH)	8" X 8" X 8"	0.57 lbs
DSQ10	(FINISH)	10" X 10" X 10"	1.25 lbs
DSQ12	(FINISH)	12" X 12" X 12"	1.65 lbs

*Acrylic
*Field Installed



Shown:Clear Acrylic

TUBE SHADE

DSAT3/6	(FINISH)	3" W X 6" H	0.55 lbs
DSAT6/8	(FINISH)	6" W X 8" H	0.88 lbs

*Acrylic
*Field Installed



Shown:Frosted Acrylic

ACRYLIC SHADES FINISH OPTIONS

Standard finishes are available on all plastic shades.

Optional finishes are only available on spheres and cube shades

The actual color of the product may vary from what is seen on electronic devices.


We cannot guarantee that the color you see on your screen accurately reflects the true color of the product.




C - CLEAR
(Standard)



OW - OPAL WHITE
(Standard)



F - FROSTED
(Standard)



R - RED
(Not Standard)



B - BLUE
(Not Standard)



G - GREEN
(Not Standard)



Y - YELLOW
(Not Standard)



P - PURPLE
(Not Standard)



O - ORANGE
(Not Standard)

(STK) - STANDARD TERMINATION KIT (For drooped suspensions)

Standard termination kit includes stainless steel hardware for both ends of the run:

- (2) - 1/4" Quick links 5/16" gate
- (2) - 3/32" thimbles
- (4) - 3/32" Cable clamps



(TBK) - TURNBUCKLE TERMINATION KIT (For tensioned suspensions)

Turnbuckle termination kit includes stainless steel hardware for both ends of the run:

- (2) - 1/4" Jaw style turnbuckles
- (2) - 3/32" Thimbles
- (6) - 3/32" Cable clamps



(QL) - QUICK LINK KIT (For intermediate points)

Quick link kit includes stainless steel hardware for intermediate points on continuous zig-zag or pattern runs:

- (1) - 1/4" Quick link 5/16" gate



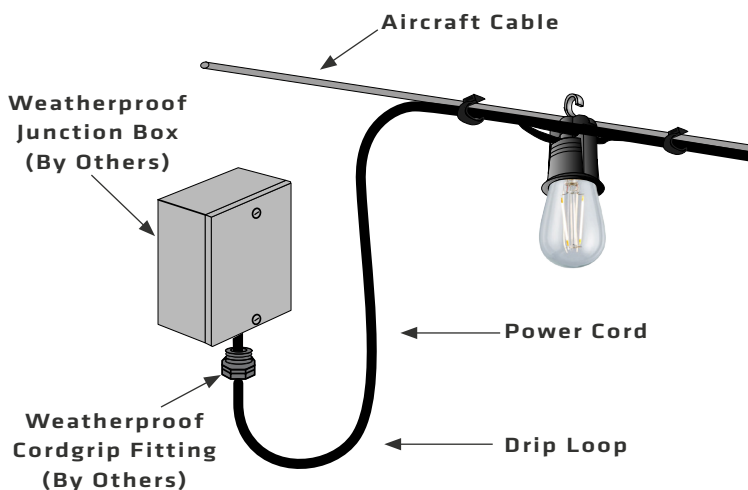
POWER CONNECTIONS

Decostrings are designed and listed for dry, damp, wet location and permanent installation.

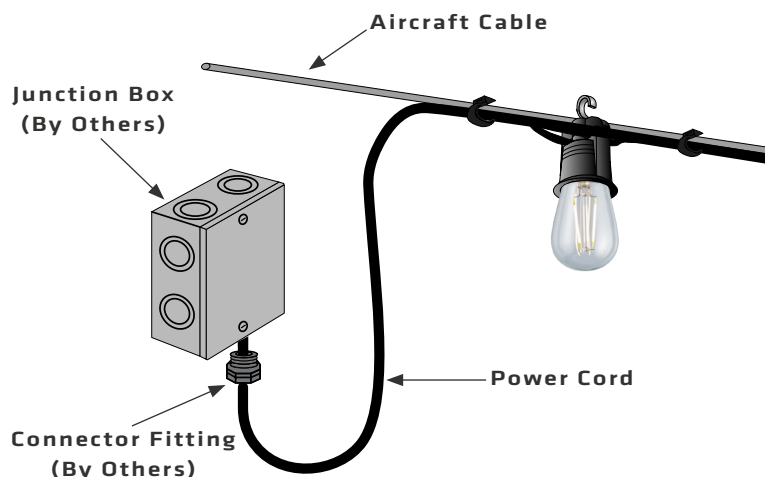
Electrical connections must be done by a qualified electrician and according to local and NEC requirements.

Below are some options and details of customary installations. All electrical hardware required for the installation by others.

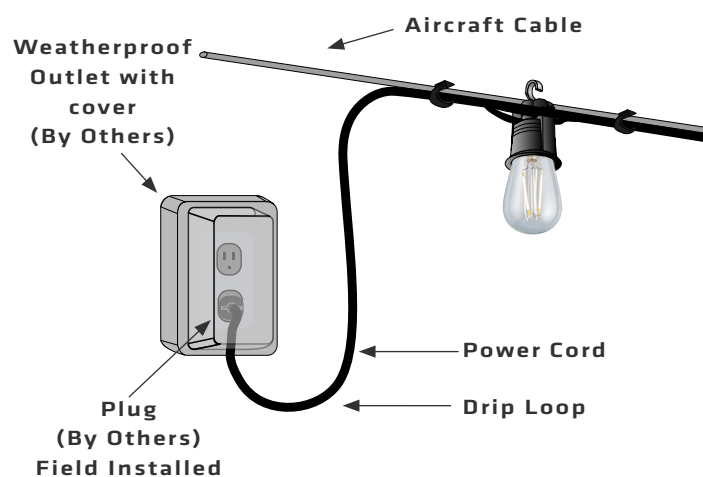
HARDWIRE / WET LOCATION



HARDWIRE / DRY, DAMP LOCATION

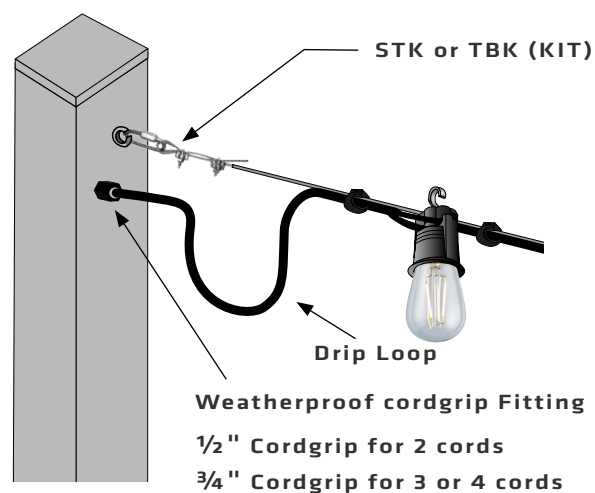


POWER PLUG / DRY & WET LOCATION



Power plug, must connect to a weatherproof outlet with cover.
GFCI not recommended due to false tripping.

POLE HARDWIRE / WET LOCATION

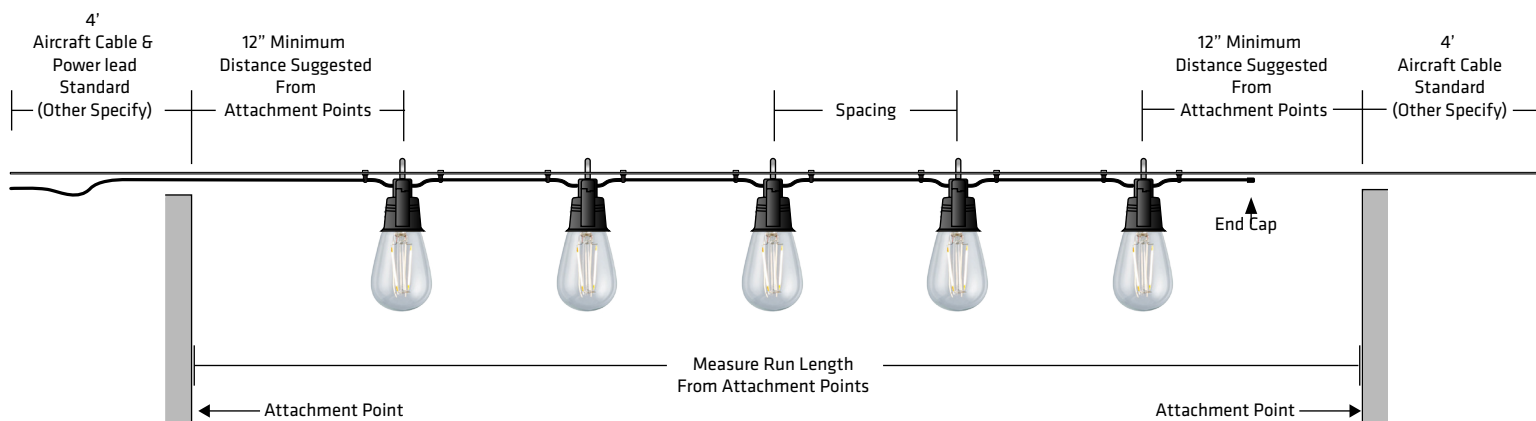


Pole connection can include a cord grip at the top /side of the pole with wiring connections protected under the pole cap.

RUN LENGTH DETAILS

Decostrings are custom-ordered and built to specific run lengths and socket lamp spacing.

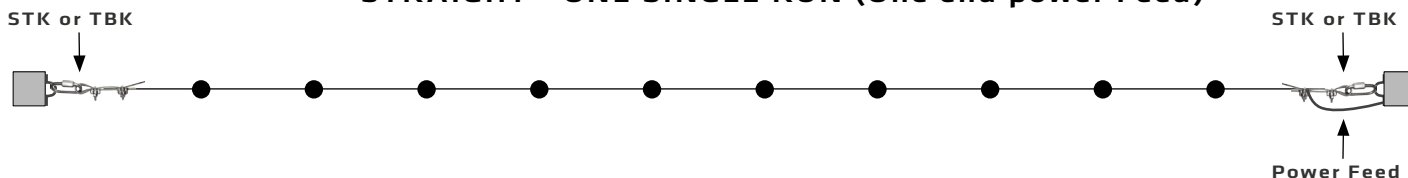
Each run length comes with a standard 4' power lead on one end, along with 4' support cable tails on both ends for suspension and adjustment, for both tensioned and drooping installations. See illustration below for more details.



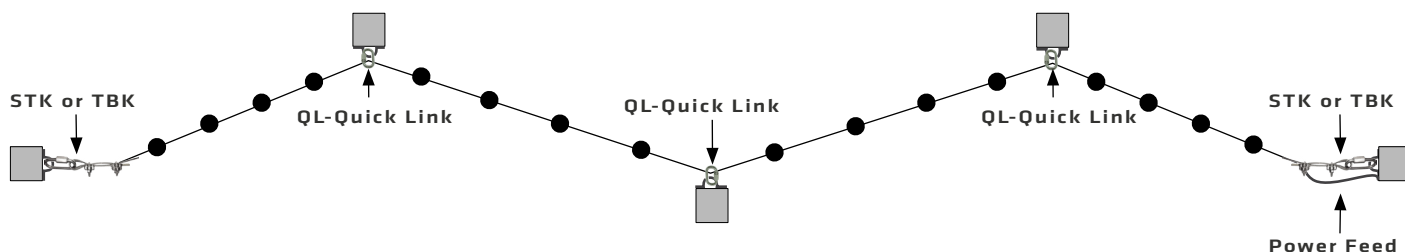
RUN LAYOUTS

The Illustrations below are examples of the most common run layouts.

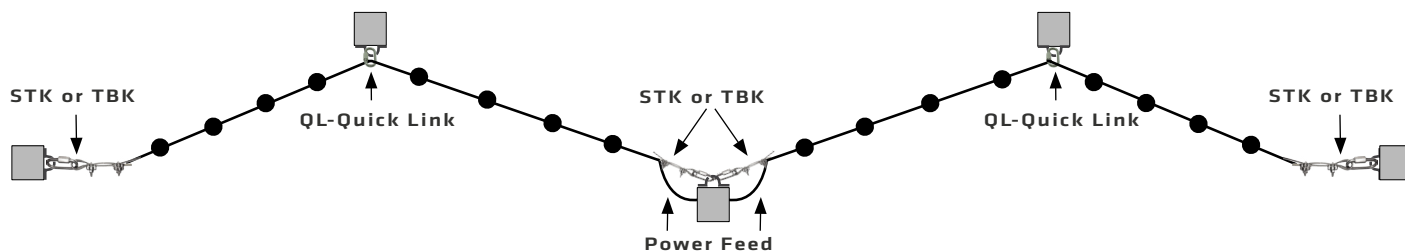
STRAIGHT - ONE SINGLE RUN (One end power Feed)



ZIG ZAG - ONE SINGLE RUN (One end power Feed)



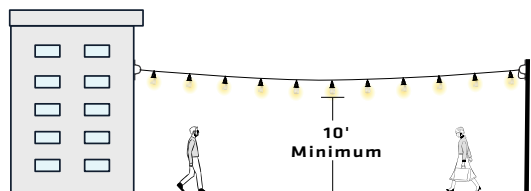
ZIG ZAG - MULTIPLE RUNS (Center power Feed)



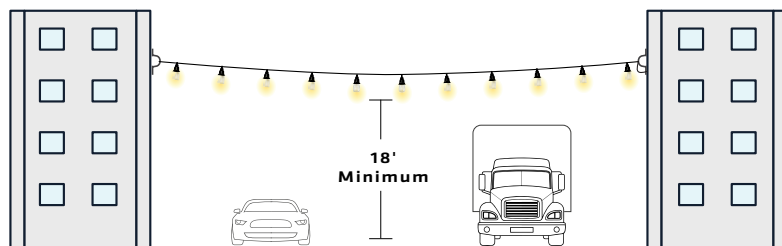
(AFG) - ABOVE FINISH GRADE (Height Minimum Requirements)

See illustrations below for AFG-Above finish grade, NEC (225-18) minimum height requirements.
Other local codes may have different height requirements.

PEDESTRIAN




VEHICULAR



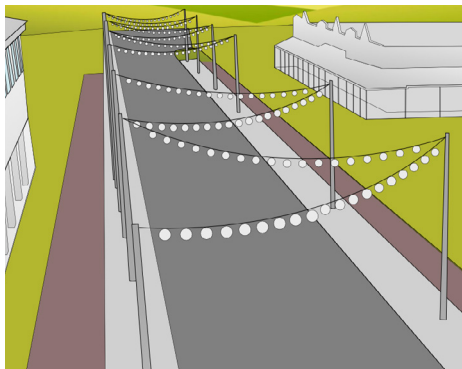
VERSATILE APPLICATIONS

The Illustrations below demonstrate just a few of the countless ways Decostrings can be used and applied.


Building to Building



Pole to Pole




Building to Pole



Pergolas



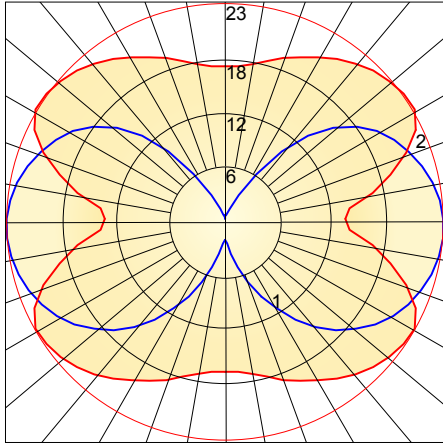
Indoors



Extreme Cold Weather



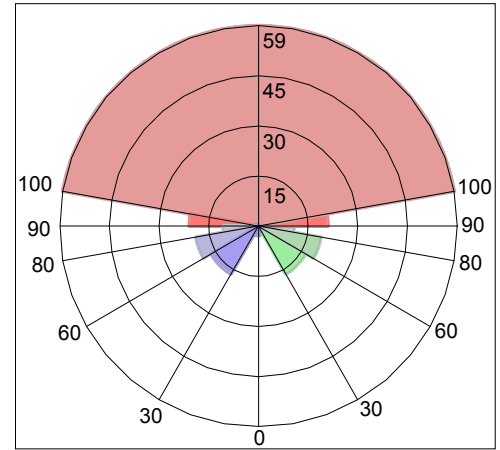
BARE LAMP (S14/1.5W/27K/150L)



PHOTOMETRICS

Maximum Candela = 23.392 Located At Horizontal Angle = 30, Vertical Angle = 85
 # 1 - Vertical Plane Through Horizontal Angles (30 - 210) (Through Max. Cd.)
 # 2 - Horizontal Cone Through Vertical Angle (85) (Through Max. Cd.)

FILENAME : L051504703.IES



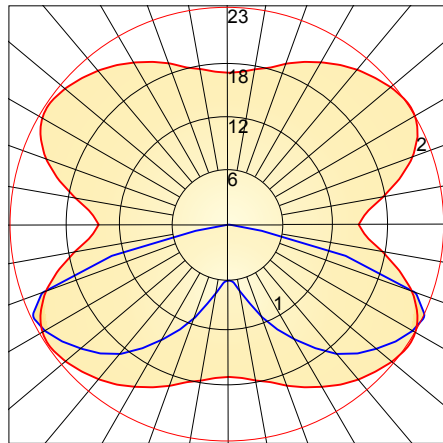
BUG RATING (B0-U3-G1)

Luminaire Lumens:

Front: Low=2.7, Medium=16.3, High=18.9, Very High=10.5
 Back: Low=2.7, Medium=16.3, High=18.9, Very High=10.5
 Uplight: Low=20.6, High=59.4

FILENAME : L051504703.IES

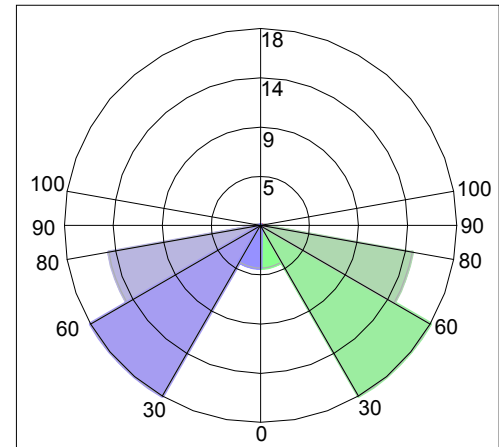
LAMP WITH 7" CONE SHADE (S14/1.5W/27K/150L)



PHOTOMETRICS

Maximum Candela = 22.135 Located At Horizontal Angle = 30, Vertical Angle = 65
 # 1 - Vertical Plane Through Horizontal Angles (30 - 210) (Through Max. Cd.)
 # 2 - Horizontal Cone Through Vertical Angle (65) (Through Max. Cd.)

FILENAME : L051504704.IES



**BUG RATING (B0-U0-G0)
(Dark Sky Compliant)**

Luminaire Lumens:

Front: Low=3.9, Medium=18.2, High=14.3, Very High=0.5
 Back: Low=3.9, Medium=18.2, High=14.3, Very High=0.5
 Uplight: Low=0.0, High=0.0

FILENAME : L051504704.IES

LAMP CONVERSION CHART TO RATIO IES PHOTOMETRY

LAMP	WATTS	LUMENS	MULTIPLIER
S14 27K	1.5	150	1.0 (Test Lamp)
G16.5 27K	2.0	200	1.33
G16.5 27K	3.5	325	2.16
A15 27K	4.5	500	3.33
ST19 22K	3.5	300	2.0