

DECODROP (DD) SERIES



SERIES	SHADES	FINISH	CORD	LAMPS	MOUNTING	QUANTITY
DD/W WET DD/D DRY / DAMP	SELECT FROM SHADE PAGES 3,4,5,6,7	<u>METAL SHADES</u> DB - DARK BRONZE VB - VERDE BRONZE B - BLACK S - SATIN W - WHITE BA - BRUSHED ALUMINUM RB - RAW BRASS BC - BRASS C - CUSTOM <u>ACRYLIC SHADES</u> C - CLEAR W - WHITE F - FROSTED R - RED Y - YELLOW B - BLUE P - PURPLE G - GREEN O - ORANGE	<u>BLACK CORD</u> B4 - BLACK 4' B6 - BLACK 6' B8 - BLACK 8' B() - BLACK CUSTOM (SPECIFY) <u>WHITE CORD</u> W4 - WHITE 4' W6 - WHITE 6' W8 - WHITE 8' W() - WHITE CUSTOM (SPECIFY)	SELECT FROM LAMPS PAGE 10	<u>WET LOCATION</u> WJBW - WET RATED J-BOX WHITE WJBG - WET RATED J-BOX GRAY <u>DRY / DAMP LOCATION</u> SCW - STANDARD CANOPY WHITE SCB - STANDARD CANOPY BLACK SCMF - STANDARD CANOPY MATCH FIXTURE NON - NONE (BY OTHERS)	SPECIFY
Refer to PG. 1, 2.	Refer to PG. 3, 4, 5, 6, 7.	Refer to PG. 8.	Refer to PG. 9.	Refer to PG. 10, 11.	Refer to PG. 12.	



25072 Anza Dr
 Valencia, CA 91355
 661.495.5700
 primuslighting.com

Part No: Type:

Job Name: Date:

SO/PO/Quote No: Rev Date:

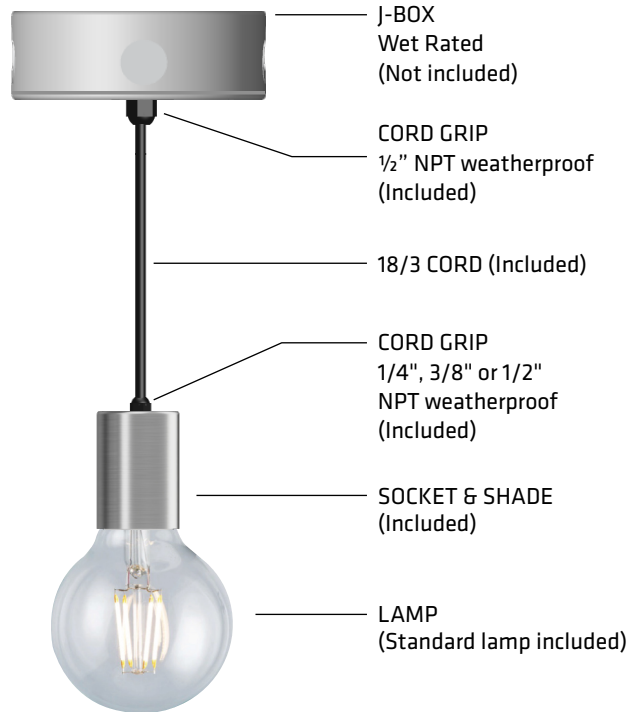
Approved By:

DECODROPS (DD) SERIES - WET / DAMP / DRY



DD/W

DECODROP WET

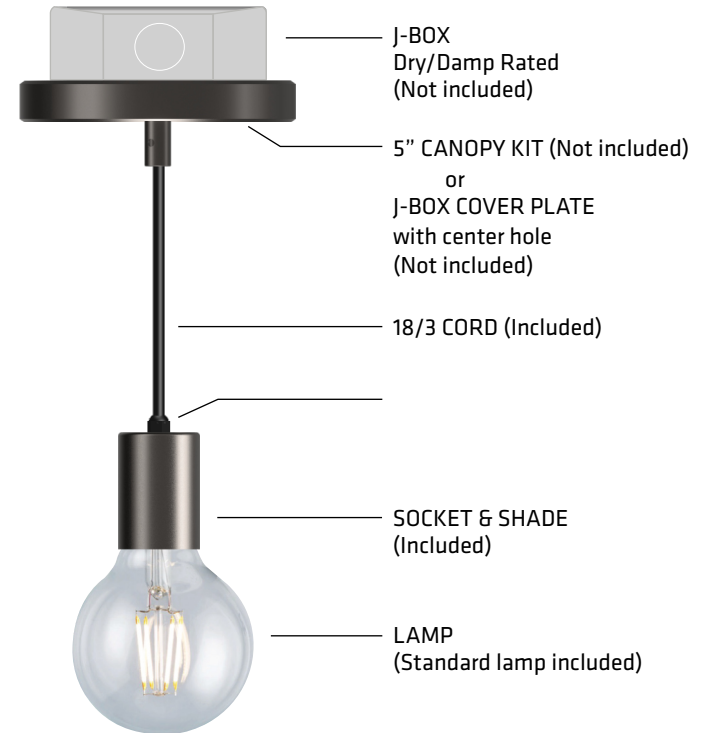


- J-BOX
Wet Rated
(Not included)
- CORD GRIP
1/2" NPT weatherproof
(Included)
- 18/3 CORD (Included)
- CORD GRIP
1/4", 3/8" or 1/2"
NPT weatherproof
(Included)
- SOCKET & SHADE
(Included)
- LAMP
(Standard lamp included)




DD/D

DECODROP DRY / DAMP



- J-BOX
Dry/Damp Rated
(Not included)
- 5" CANOPY KIT (Not included)
or
J-BOX COVER PLATE
with center hole
(Not included)
- 18/3 CORD (Included)
- SOCKET & SHADE
(Included)
- LAMP
(Standard lamp included)

DECODROPS (DD) SERIES - SHADES - METAL



CUP

CUP | 17/8" W X 2 3/4" H

MATERIAL
ALUMINUM / BRASS

FINISHES

S STANDARD
 P PREMIUM

Shown: Brushed Aluminum (Premium)



RING

RNG8 | 8" DIA.
 RNG10 | 10" DIA.
 RNG12 | 12" DIA.

MATERIAL
STEEL / ALUM / BRASS
1/2" X 1/8"

FINISHES

S STANDARD
 P PREMIUM

Shown: Black (Standard)



DISC

DSC8 | 8" DIA.
 DSC10 | 10" DIA.
 DSC12 | 12" DIA.

MATERIAL
ALUMINUM / BRASS

FINISHES

S STANDARD
 P PREMIUM

Shown: Black (Standard)



CONE

CNE8 | 8" W X 4" H
 CNE10 | 10" W X 5" H
 CNE12 | 12" W X 6" H


MATERIAL
ALUMINUM / BRASS

FINISHES

S STANDARD
 P PREMIUM

White interior available

Shown: Dark Bronze (Standard)



DOME

DME8 | 8" W X 4" H
 DME10 | 10" W X 5" H
 DME12 | 12" W X 6" H

MATERIAL
ALUMINUM / BRASS

FINISHES

S STANDARD
 P PREMIUM

White interior available

Shown: Brushed Aluminum (Premium)



HAT

HAT8 | 8" W X 2 1/2" H
 HAT10 | 10" W X 3" H
 HAT12 | 12" W X 3 1/2" H

MATERIAL
ALUMINUM / BRASS

FINISHES

S STANDARD
 P PREMIUM

White interior available

Shown: Verde Bronze (Standard)

DECODROPS (DD) SERIES - SHADES - METAL



TUBE

TBE3/8 | 3" W X 8" H
FOR PAR16

TBE4/8 | 4" W X 8" H
FOR PAR16,20


MATERIAL
ALUMINUM / BRASS

FINISHES

S STANDARD

P PREMIUM

Shown: Black (Standard)



BELL

BEL6 | 6" W X 7" H

BEL8 | 8" W X 9" H

BEL10 | 10" W X 11" H

MATERIAL
ALUMINUM / BRASS

FINISHES

S STANDARD

P PREMIUM

White interior available

Shown: Black (Standard)



POD

POD8/11 | 8" W X 11" H

POD10/13 | 10" W X 13" H
Dimensions with guard

MATERIAL
ALUMINUM / BRASS
Guard: Steel
Satin/ Black/White finish


FINISHES

S STANDARD

P PREMIUM

White interior available

Shown: Black (Standard)



SHELL

SHL8 | 8" W X 6" H

SHL10 | 10" W X 7" H

SHL12 | 12" W X 8" H
Dimensions with guard

MATERIAL
ALUMINUM / BRASS
Guard: Steel
Satin/ Black/White finish


FINISHES

S STANDARD

P PREMIUM

White interior available

Shown: Custom Color (Premium)



MILL

MIL10 | 10" W X 7" H

MIL15 | 15" W X 9" H
Dimensions without guard

MATERIAL
ALUMINUM / BRASS
 Guard Available: Steel
Satin/Black/White finish


FINISHES

S STANDARD

P PREMIUM

White interior available

Shown: White (Standard)



OVNI

OVN14 | 14" W X 9" H

OVN18 | 18" W X 12" H
Dimensions with guard

MATERIAL
ALUMINUM / BRASS
Guard: Steel
Satin/ Black/White finish

FINISHES

S STANDARD

P PREMIUM

White interior available

Shown: Custom Color (Premium)



25072 Anza Dr
Valencia, CA 91355
661.495.5700
primuslighting.com

Part No: Type:

Job Name: Date:

SO/PO/Quote No: Rev Date:

Approved By:

DECODROPS (DD) SERIES - SHADES - METAL



ORB

- ORB6 | 6" DIA.
- ORB8 | 8" DIA.
- ORB10 | 10" DIA.

MATERIAL
ALUMINUM / BRASS
3/16" Holes
3 1/2" Opening

- FINISHES**
- STANDARD
 - PREMIUM

Shown: Custom (Premium)



PERFORATED TUBE

- PFT4/6 | 4" W X 6" H
3/16" Holes
- PFT6/8 | 6" W X 8" H
1/4" Holes

MATERIAL
ALUMINUM / BRASS

- FINISHES**
- STANDARD
 - PREMIUM

Shown: Dark Bronze (Standard)



PERFORA

- PFA4/8 | 4" W X 8" H
3/16" Holes
10" Top disc

MATERIAL
ALUMINUM / BRASS

- FINISHES**
- STANDARD
 - PREMIUM

Shown: Dark Bronze (Standard)




LANTERN

- LTN4/6 | 4" W X 6" H
- LTN6/8 | 6" W X 8" H

MATERIAL
ALUMINUM / BRASS

- FINISHES**
- STANDARD
 - PREMIUM

Shown: Black (Standard)



SQUARE CAGE

- SQC4/6 | 4" W X 6" H
- SQC6/8 | 6.5" W X 8.5" H

MATERIAL
ALUMINUM / BRASS
5/8" Square holes

- FINISHES**
- STANDARD
 - PREMIUM

Shown: Custom (Premium)



DEPOT


- DPT | 5.5" W X 7.5" H

MATERIAL
STEEL

- FINISHES**
- STANDARD
 - PREMIUM

Shown: Black (Standard)

DECODROPS (DD) SERIES - SHADES - METAL - ACRYLIC



ATOM

ATM8 | 8" DIA.
 ATM10 | 10" DIA.

MATERIAL
 STEEL / ALUMINUM/BRASS
 1/2" X 1/8"

FINISHES

STANDARD
 PREMIUM

Shown: Black (Standard)



BUBBLE

BUB6 | 6" DIA.
 BUB8 | 8" DIA.
 BUB10 | 10" DIA.
 BUB12 | 12" DIA.

MATERIAL
 ACRYLIC

FINISHES

STANDARD
 PREMIUM

Clear bubbles with socket cup in black, satin, white or brushed aluminum (Standard)

Shown: Clear Acrylic (Standard)



OVA

OVA | 10" W X 11 1/2" H

MATERIAL
 ACRYLIC

FINISHES
 PRISMATIC FROSTED

Shown: Prismatic frosted (Standard)



BIRD CAGE


BDC8/9 | 8" W X 9" H

MATERIAL
 STEEL

FINISHES

STANDARD
 PREMIUM

Shown: Satin (Standard)



ACRYLIC DOME

AD8 | 8" X 4" H
 AD10 | 10" X 5" H
 AD12 | 12" X 6" H

MATERIAL
 ACRYLIC

FINISHES

STANDARD
 PREMIUM

Clear domes with socket cup in black, satin, white or brushed aluminum (Standard)

Shown: White Acrylic (Standard)



CYLINDER

CYL3/5 | 3 3/4" W X 5 1/4" H
 CYL4/7 | 4" W X 7" H

MATERIAL
 ACRYLIC

FINISHES
 STANDARD

Clear cylinder with socket cup in black, satin, white or brushed aluminum (Standard)

Shown: White Acrylic (Standard)



25072 Anza Dr
 Valencia, CA 91355
 661.495.5700
 primuslighting.com

Part No: Type:

Job Name: Date:

SO/PO/Quote No: Rev Date:

Approved By:

DECODROPS (DD) SERIES - SHADES - GLASS



JAR

JAR4/9 | 4 1/4" W X 9" H

MATERIAL

GLASS

FINISHES

CLEAR

Clear glass with socket cup in black, satin, white or brushed aluminum (Standard)

CONSULT FACTORY FOR OTHER GLASS FINISHES, SIZES OR SHAPES.

Shown: Clear Glass (Standard)

DECODROPS (DD) SERIES - SHADES FINISH OPTIONS

METAL DECODROPS FINISHES

All finish options shown below are in powder coat.

Premium finishes are subject to additional cost.

The actual color of the product may vary from what is seen on electronic devices.

We cannot guarantee that the color you see on your screen accurately reflects the true color of the product.


S STANDARD FINISHES




DB - DARK BRONZE



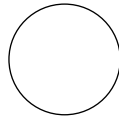
VB - VERDE BRONZE



B - BLACK



S - SATIN




W - WHITE


Shade:

Guard:

P PREMIUM FINISHES



BA - BRUSHED ALUMINUM WITH CLEAR COAT



BC - BRASS WITH CLEAR COAT

RB - RAW BRASS



C - CUSTOM COLOR POWDER COAT (Provide RAL#)

Shade:

Guard:

ACRYLIC DECODROPS FINISHES

Premium finishes are subject to additional cost.

The actual color of the product may vary from what is seen on electronic devices.

We cannot guarantee that the color you see on your screen accurately reflects the true color of the product.


S STANDARD FINISHES



C - CLEAR



W - WHITE



F - FROSTED


P PREMIUM FINISHES




R - RED



B - BLUE



G - GREEN



Y - YELLOW



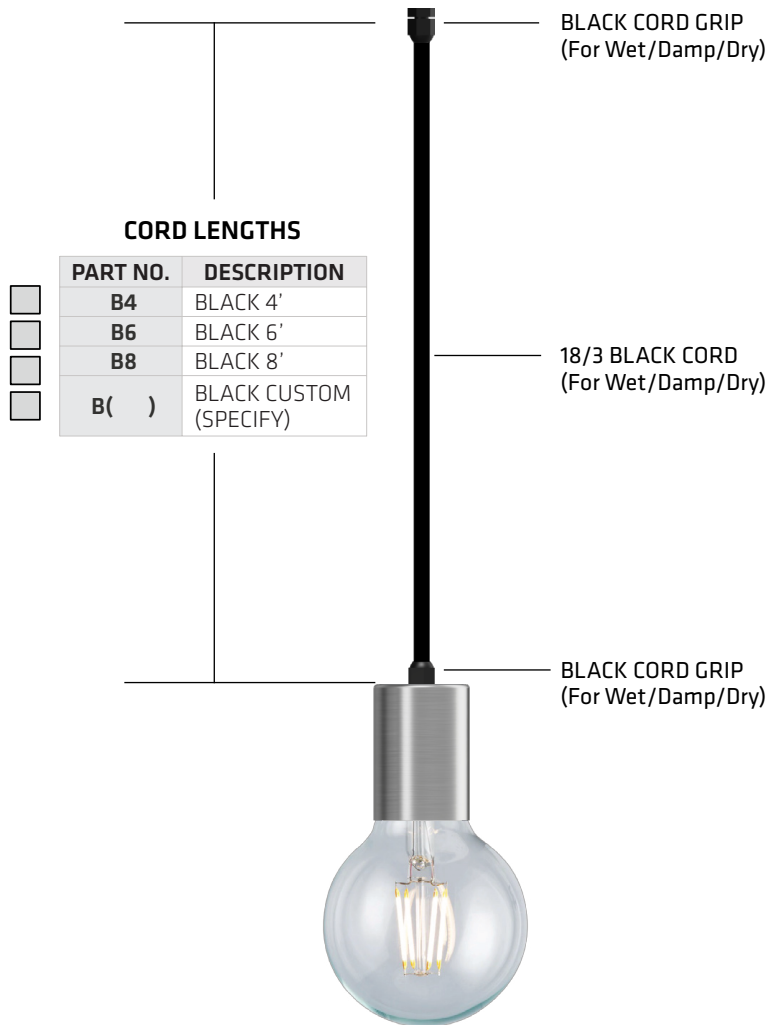
P - PURPLE



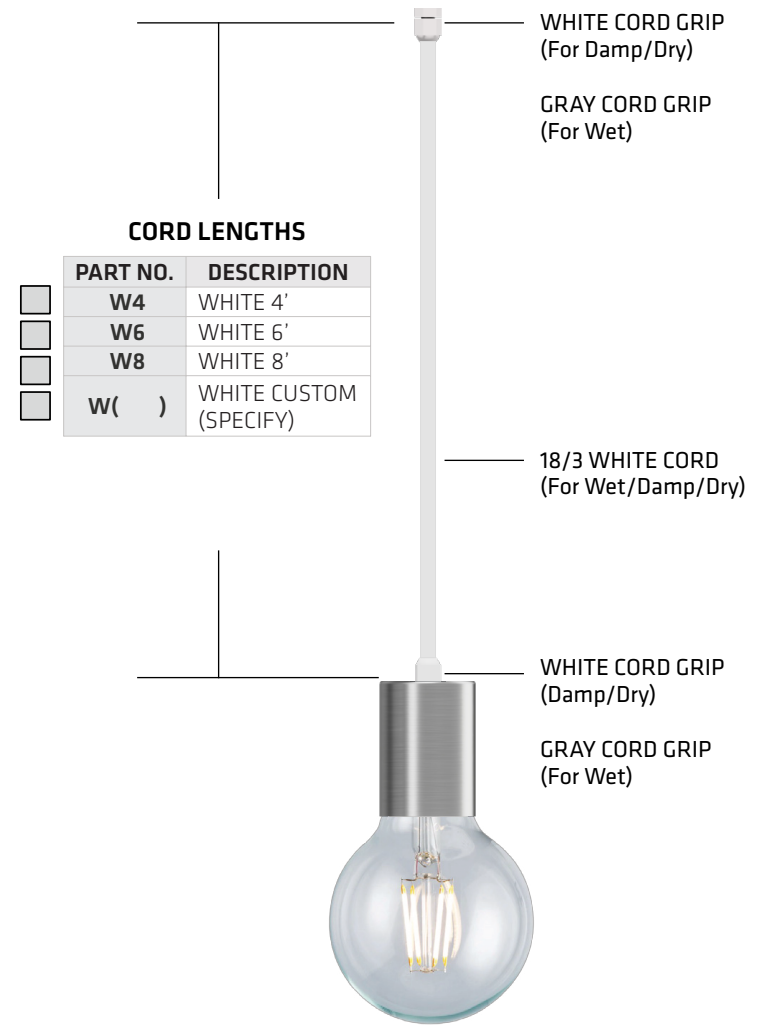
O - ORANGE

DECODROPS (DD) SERIES - CORD COLOR AND LENGTH

BLACK CORD



WHITE CORD



DECODROPS (DD) SERIES - STANDARD LAMPS

STANDARD LAMPS, 120V, MEDIUM BASE, WET RATED, OUTDOOR/INDOOR (INCLUDED)



G16.5



A19



G25



G40

	PART NO.	DESCRIPTION
<input type="checkbox"/>	G16.5/C/24/350	3.5W 24K, CLEAR
<input type="checkbox"/>	G16.5/C/27/350	3.5W 27K, CLEAR
<input type="checkbox"/>	G16.5/W/27/350	3.5W 27K, WHITE

	PART NO.	DESCRIPTION
<input type="checkbox"/>	A19/C/30/800	7.0W 30K, CLEAR
<input type="checkbox"/>	A19/W/30/800	7.0W 30K, WHITE
<input type="checkbox"/>	A19/A/22/360	4.5W 22K, AMBER

	PART NO.	DESCRIPTION
<input type="checkbox"/>	G25/C/27/360	4.5W 27K, CLEAR
<input type="checkbox"/>	G25/W/27/360	4.5W 27K, WHITE
<input type="checkbox"/>	G25/A/22/350	3.5W 22K, AMBER

	PART NO.	DESCRIPTION
<input type="checkbox"/>	G40/C/27/500	4.5W 27K, CLEAR
<input type="checkbox"/>	G40/W/27/500	4.5W 27K, WHITE
<input type="checkbox"/>	G40/A/22/360	4.5W 22K, AMBER



S14



ST19



T10



PAR 16
PAR 20

	PART NO.	DESCRIPTION
<input type="checkbox"/>	S14/C/24/150	1.5W 24K, CLEAR
<input type="checkbox"/>	S14/C/27/150	1.5W 27K, CLEAR
<input type="checkbox"/>	S14/W/24/150	1.5W 24K, WHITE

Consult Factory for other colors

	PART NO.	DESCRIPTION
<input type="checkbox"/>	ST19/A/22/360	4.5W 22K, AMBER

	PART NO.	DESCRIPTION
<input type="checkbox"/>	T10/C/27/350	3.5W 27K, CLEAR
<input type="checkbox"/>	T10/A/22/360	4.5W 22K, AMBER

	PART NO.	DESCRIPTION
<input type="checkbox"/>	PAR16/4K/500	5.5W 4000K
<input type="checkbox"/>	PAR16/3K/500	5.5W 3000K
<input type="checkbox"/>	PAR20/4K/500	7W 4000K
<input type="checkbox"/>	PAR20/3K/500	7W 3000K

The above lamps dim to off using ELV/TE trailing edge type dimmers.

*Add "SC" at the end of the part number for silicone coated finish example: S14/C/24/150/SC

*The actual finish color of the silicon-coated lamps may vary, resulting in the clear lamps having a frosted appearance.



25072 Anza Dr
Valencia, CA 91355
661.495.5700
primuslighting.com

Part No:	<input type="text"/>	Type:	<input type="text"/>
Job Name:	<input type="text"/>	Date:	<input type="text"/>
SO/PO/Quote No:	<input type="text"/>	Rev Date:	<input type="text"/>
Approved By:	<input type="text"/>		

DECODROPS (DD) SERIES - PREMIUM LAMPS

PREMIUM LAMPS, 120V, MEDIUM BASE, INDOOR ONLY (NOT INCLUDED)



G31

PART NO.	DESCRIPTION
<input type="checkbox"/> G31/MW/DW/600	7W MATT WHITE DIM TO WARM 28-20K



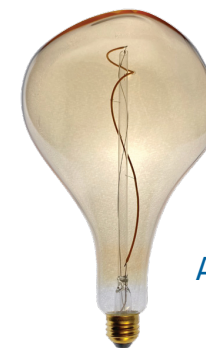
G30

PART NO.	DESCRIPTION
<input type="checkbox"/> G30/C/22/480	6W 22K, CLEAR
<input type="checkbox"/> G30/TG/22/420	6W 22K, TINTED



G47

PART NO.	DESCRIPTION
<input type="checkbox"/> G47/MW/DW/680	8W MATT WHITE DIM TO WARM 28-20K



A52

PART NO.	DESCRIPTION
<input type="checkbox"/> A52/TG/22/150	3W 22K, TINTED

The above lamps dim to off using ELV/TE trailing edge type dimmers.

*Add "SC" at the end of the part number for silicone coated finish example: S14/C/24/150/SC

*The actual finish color of the silicon-coated lamps may vary, resulting in the clear lamps having a frosted appearance.



25072 Anza Dr
Valencia, CA 91355
661.495.5700
primuslighting.com

Part No:	<input type="text"/>	Type:	<input type="text"/>
Job Name:	<input type="text"/>	Date:	<input type="text"/>
SO/PO/Quote No:	<input type="text"/>	Rev Date:	<input type="text"/>
Approved By:		<input type="text"/>	

DECODROPS (DD) SERIES - MOUNTING OPTIONS

(WET LOCATION) WET RATED JUNCTION BOX WITH COVER

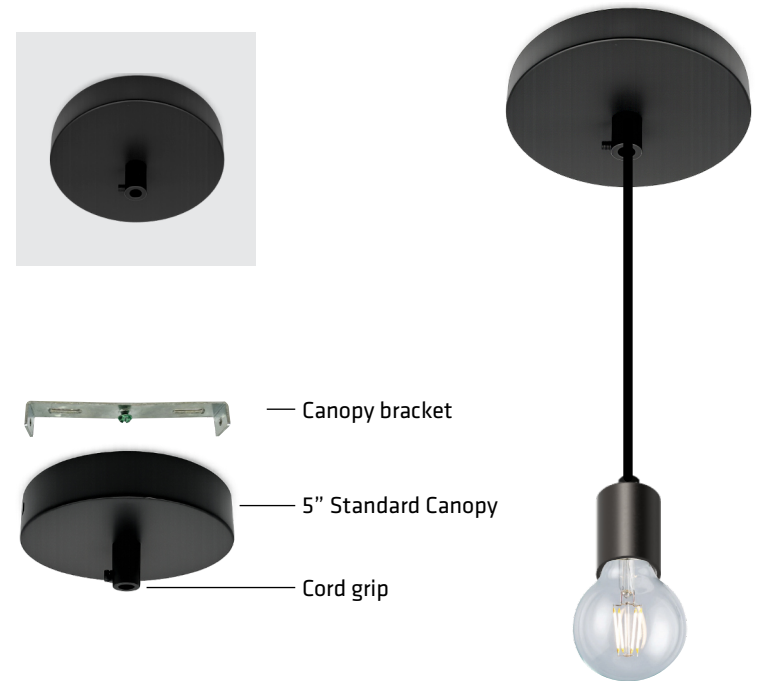
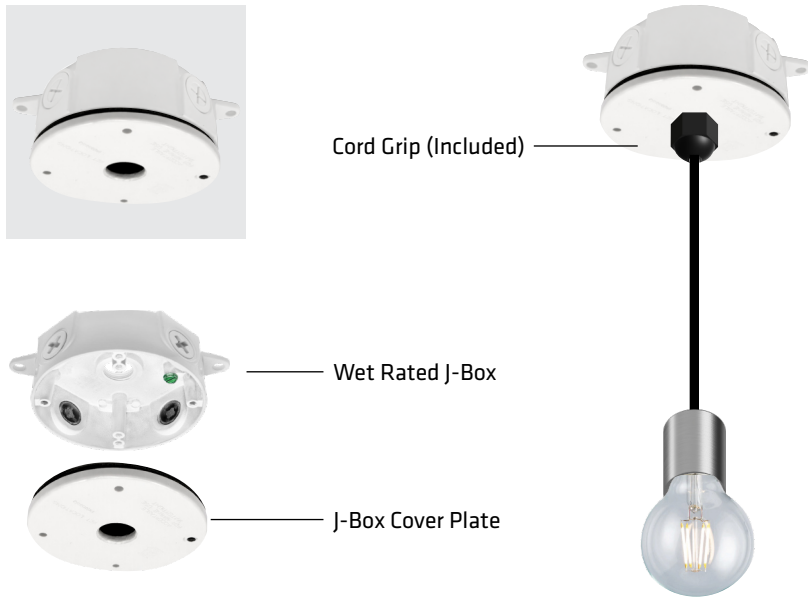
Junction box cover with a center hole for a 1/2" cord grip to suspend the Decodrop fixture
 The 1/2" Cord grip is included with the Decodrop fixture
 The shape of J-box cover may vary

PART NO.	DESCRIPTION
<input type="checkbox"/> WJBW	WET RATED J-BOX WHITE
<input type="checkbox"/> WJBG	WET RATED J-BOX GRAY
Consult factory for other J-Box requirements	

(DRY/DAMP LOCATION) STANDARD CANOPY

5" Standard canopy with hardware for a single Decodrop fixture
 See canopy part numbers below for all finish options

PART NO.	DESCRIPTION
<input type="checkbox"/> SCW	STANDARD CANOPY - WHITE
<input type="checkbox"/> SCB	STANDARD CANOPY - BLACK
<input type="checkbox"/> SCMF	STANDARD CANOPY - MATCH FIXTURE FINISH
Consult factory for other canopy requirements	



(NON) NONE Wet rated junction box, standard canopy or any other mounting method provided by the customer instead. Consult factory for any other mounting requirements.



25072 Anza Dr
 Valencia, CA 91355
 661.495.5700
 primuslighting.com

Part No: Type:
 Job Name: Date:
 SO/PO/Quote No: Rev Date:
 Approved By: