

## WET LOCATION OUTDOOR / INDOOR SUSPENDED





PROJECT:

TYPE:

### APPLICATIONS

PERGOLAS  
 TRELLIS  
 TREES  
 CANOPIES  
 OPEN STRUCTURES

### SPECIFICATIONS

<b>SHADE</b>	Brass or aluminum square cage in various sizes. Consult factory for other type of material, custom shapes and sizes
<b>FINISH</b>	Acid etched aged brass, verde green or custom powder coat. (Provide RAL No)
<b>SOCKET</b>	Medium base glazed porcelain socket
<b>CORD</b>	18/3 SVT black jacket, 10' standard. Longer length available, specify
<b>VOLTAGE</b>	120 volts or 12 volts
<b>LAMP</b>	LED medium base 120v and 12v, see page 3 for style, color, wattage and voltage details and options
<b>TRANSFORMER</b>	12VAC class II remote transformer required only for 12v lamps, see page 2 for details and options
<b>CERTIFICATION</b>	ETL listed for permanent damp or wet installations  2001431  MADE IN THE USA

### PART NUMBER

SERIES	FINISH	VOLTAGE	LAMP	CORD LENGTH
DDSC3/4 3 X 4"	AB AGED BRASS	120 120 V	SELECT PART NO FROM PAGE 3	STD 10' STANDARD
DDSC5/6 5 X 6"	VB VERDE BRASS	12 12 V		SPECIFY IF LONGER OR SHORTER IS REQUIRED
DDSC7/8 7 X 8"	BA BRUSHED ALUMINUM	12V REQUIRES LOW VOLTAGE TRANSFORMER		
DDSC9/10 9 X 10"	PCS POWDER COAT SILVER	(Order separately)		
	PCW POWDER COAT WHITE			
	PCB POWDER COAT BLACK			
	PCC POWDER COAT CUSTOM (Provide RAL No.)			

## SERIES



**DDSC3/4**  
3 1/2" W x 4 1/2" H



**DDSC5/6**  
5 1/2" W x 6 1/2" H



**DDSC7/8**  
7 1/2" W x 8 1/2" H




**DDSC9/10**  
9 1/2" W x 10 1/2" H

## FINISHES



**AB**  
AGED BRASS  
(Acid Etched)



**VB**  
VERDE BRASS  
(Acid Etched)




**PCB**  
POWDER COAT  
BLACK



**BA**  
BRUSHED  
ALUMINUM



**PCW**  
POWDER COAT  
WHITE



**PCS**  
POWDER COAT  
SILVER



**PCC**  
CUSTOM  
(Provide RAL No)

## TRANSFORMERS



### CLASS 2 OUTDOOR MAGNETIC TRANSFORMER REQUIRED FOR 12V LAMP ONLY

PLT2 - 60 - 12	60W - 120/12VAC - 1/5A	6 3/4" X 4 7/8" X 4 5/8"	5 LBS
PLT2 - 100 - 12	100W - 120/12VAC - 2/5A	6 3/4" X 4 7/8" X 4 5/8"	10 LBS

Outdoor listed enclosure NEMA 3R  
 5A Output circuit protection  
 Dimmable with MLV dimmers only  
 Potted for quiet operation and long life  
 ETL listed, Meets UL 1571, 1838 and Article 411 of N.E.C

## TRADITIONAL LAMPS, Wet Rated, Outdoor / Indoor



**G16.5, 3.5W, 325L**

G16.5/C/24/325 24K, CLEAR  
G16.5/W/24/325 24K, WHITE  
G16.5/C/27/325 27K, CLEAR  
G16.5/W/27/325 27K, WHITE



**S14, 1.5W, 150L**

S14/C/24/150 24K, CLEAR  
S14/W/24/150 24K, WHITE  
S14/C/27/150 27K, CLEAR  
S14/W/27/150 27K, WHITE



**G25, 3.5W, 350L**

G25/C/24/350 24K, CLEAR  
G25/W/24/350 24K, WHITE  
G25/C/27/350 27K, CLEAR  
G25/W/27/350 27K, WHITE



**G40, 4.5W, 500L**

G40/C/24/500 24K, CLEAR  
G40/W/24/500 24K, WHITE  
G40/C/27/500 27K, CLEAR  
G40/W/27/500 27K, WHITE

## VINTAGE LAMPS Wet Rated, Outdoor / Indoor



**VC19, 3.5W, 22K, 350L**

VC19/AG/22/350  
AMBER GLASS



**ST19, 3.5W, 22K, 350L**

ST19/AG/22/350  
AMBER GLASS



**G25, 3.5W, 22K, 350L**

G25/AG/22/350  
AMBER GLASS



**G40, 3.5W, 22K, 350L**

G40/AG/22/350  
AMBER GLASS

## SPECIALTY LAMPS



**A15, 3.5W, 250L, 12V**

A15/12/27/250 27K, CLEAR  
Low Voltage transformer  
required for this lamp  
INDOOR / OUTDOOR



**A19, 7.5W, 22K-65K, 800L**

A19/CT/800  
TUNABLE WHITE  
INDOOR ONLY



**G31, 7W, 20K-28K, 600L**

G31/MW/DW/600  
MATT WHITE, DIM TO WARM  
INDOOR ONLY



**G30, 6W, 22K, 420-480L**

G30/TG/420 TINTED GLASS  
G30/C/480 CLEAR GLASS  
INDOOR ONLY

All lamps dim to <10% using ELV/TE dimmer

Not all lamps fit the smaller decodrop square cage models, contact customer service for additional options including lamp shapes, lumen packages, color options or additional features.

## TRELLIS / PERGOLA INSTALLATION SUGGESTIONS

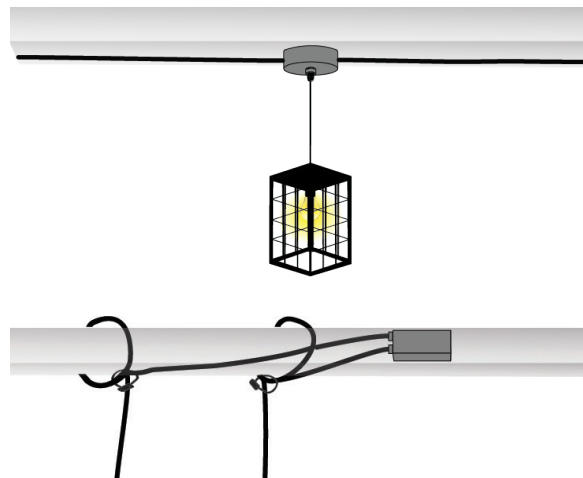


### Direct Box Mount

Surface mounted conduit and  
 Weather proof J. Boxes with cover (by others)  
 1/2" Cord grip Supplied with fixture.

### Loop Mount / J.Box

Secure cords to beam with zip ties  
 Route cords to weatherproof J.Box (by others)  
 J.Box for one or multiple fixtures  
 1/2" Cord grip supplied with fixture



#### Notes:

- 12 VAC systems require remote class II transformer.
- 12 VAC Systems can install without J.Box simple butt splice connection

## TREE INSTALLATION SUGGESTIONS



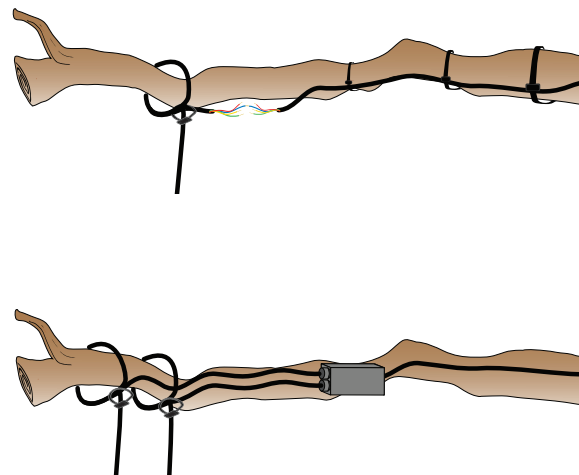
### Loop Mount / Butt Splices

Butt splices with adhesive heat shrink for L.V  
 Check codes for 120v. Use

\* Order with long cords to route several  
 to central larger J.Boxes  
 Secure cord to branch with zip ties  
 Allowing ample service loop allowing for  
 future growth and adjustment.

### Loop Mount / J.Box

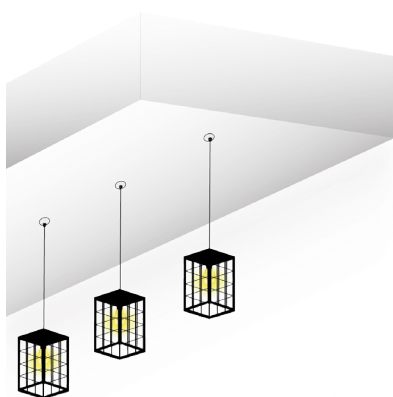
Splice within weatherproof J.Box.  
 Best for line & L.V installations.  
 J.Box for one or multiple fixtures  
 1/2" Cord grip supplied with fixture



#### Note:

- 12 VAC systems require remote class II transformer mounted at base of tree.
- For security, best to stub up into tree using rigid or seal tight flex

## CANOPY MOUNT / RECESSED J.BOX INSTALLATION

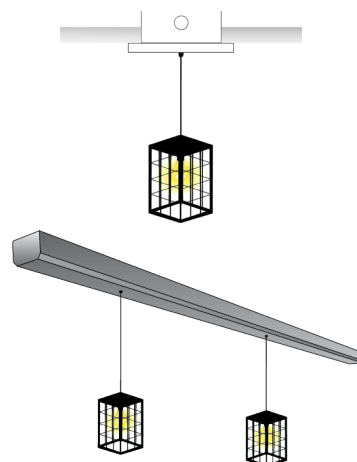


### Canopy Recessed J. Box Mount

Recessed J.Box with w/p cover (by others)  
 1/2" Cord-grip supplied with fixture to secure top of  
 cord to J.Box

### Channel Mount

Aluminum channel, satin finish, custom length with  
 single or multiple DECODROPS for surface or  
 suspended mount



Consult factory for custom designs or custom requirements