

WET LOCATION OUTDOOR / INDOOR SUSPENDED





PROJECT:

TYPE:

APPLICATIONS

PERGOLAS
TRELLIS
TREES
CANOPIES
OPEN STRUCTURES

SPECIFICATIONS

SHADE	Round wire cage in various sizes. Consult factory for other type of material, custom shapes and sizes
FINISH	Powder coat white, black and silver standard. Custom powder coat. (Provide RAL No)
SOCKET	Medium base glazed porcelain socket
CORD	18/3 SVT black jacket, 10' standard. Longer length available, specify
VOLTAGE	120 volts or 12 volts
LAMP	LED medium base 120v and 12v, see page 3 for style, color, wattage and voltage details and options
TRANSFORMER	12VAC class II remote transformer required only for 12v lamps, see page 2 for details and options
CERTIFICATION	ETL listed for permanent damp or wet installations  2001431  MADE IN THE USA

PART NUMBER

SERIES		FINISH		VOLTAGE	LAMP	CORD LENGTH
DDRC6	6" ROUND CAGE	PCS	POWDER COAT SILVER	120 120 V	SELECT PART NO FROM PAGE 3	STD 10' STANDARD
DDRC8	8" ROUND CAGE	PCW	POWDER COAT WHITE	12 12 V		SPECIFY IF LONGER OR SHORTER IS REQUIRED
DDRC10	10" ROUND CAGE	PCB	POWDER COAT BLACK	12V REQUIRES LOW VOLTAGE TRANSFORMER (Order separately)		
DDRC12	12" ROUND CAGE	PCC	POWDER COAT CUSTOM (Provide RAL No.)			

SERIES



DDRC 6
6" DIAMETER
3" OPENING



DDRC 8
8" DIAMETER
4" OPENING



DDRC 10
10" DIAMETER
4" OPENING



DDRC 12
12" DIAMETER
5.5" OPENING

FINISHES



PCS
POWDER COAT
SILVER



PCC
CUSTOM
(Provide RAL No)



PCW
POWDER COAT
WHITE



PCB
POWDER COAT
BLACK

TRANSFORMERS



CLASS 2 OUTDOOR MAGNETIC TRANSFORMER REQUIRED FOR 12V LAMP ONLY

PLT2 - 60 - 12	60W - 120/12VAC - 1/5A	6 3/4" X 4 7/8" X 4 5/8"	5 LBS
PLT2 - 100 - 12	100W - 120/12VAC - 2/5A	6 3/4" X 4 7/8" X 4 5/8"	10 LBS

Outdoor listed enclosure NEMA 3R
5A Output circuit protection
Dimmable with MLV dimmers only
Potted for quiet operation and long life
ETL listed, Meets UL 1571, 1838 and Article 411 of N.E.C

TRADITIONAL LAMPS, Wet Rated, Outdoor / Indoor



G16.5, 3.5W, 325L

G16.5/C/24/325 24K, CLEAR
G16.5/W/24/325 24K, WHITE
G16.5/C/27/325 27K, CLEAR
G16.5/W/27/325 27K, WHITE



S14, 1.5W, 150L

S14/C/24/150 24K, CLEAR
S14/W/24/150 24K, WHITE
S14/C/27/150 27K, CLEAR
S14/W/27/150 27K, WHITE



G25, 3.5W, 350L

G25/C/24/350 24K, CLEAR
G25/W/24/350 24K, WHITE
G25/C/27/350 27K, CLEAR
G25/W/27/350 27K, WHITE



G40, 4.5W, 500L

G40/C/24/500 24K, CLEAR
G40/W/24/500 24K, WHITE
G40/C/27/500 27K, CLEAR
G40/W/27/500 27K, WHITE

VINTAGE LAMPS Wet Rated, Outdoor / Indoor



VC19, 3.5W, 22K, 350L

VC19/AG/22/350
AMBER GLASS



ST19, 3.5W, 22K, 350L

ST19/AG/22/350
AMBER GLASS



G25, 3.5W, 22K, 350L

G25/AG/22/350
AMBER GLASS



G40, 3.5W, 22K, 350L

G40/AG/22/350
AMBER GLASS

SPECIALTY LAMPS



A15, 3.5W, 250L, 12V

A15/12/27/250 27K, CLEAR
Low Voltage transformer
required for this lamp
INDOOR / OUTDOOR



A19, 7.5W, 22K-65K, 800L

A19/CT/800
TUNABLE WHITE
INDOOR ONLY



G31, 7W, 20K-28K, 600L

G31/MW/DW/600
MATT WHITE, DIM TO WARM
INDOOR ONLY



G30, 6W, 22K, 420-480L

G30/TG/420 TINTED GLASS
G30/C/480 CLEAR GLASS
INDOOR ONLY

All lamps dim to <10% using ELV/TE dimmer

Not all lamps fit the smaller decodrop round cage models, contact customer service for additional options including lamp shapes, lumen packages, color options or additional features.

TRELLIS / PERGOLA INSTALLATION SUGGESTIONS

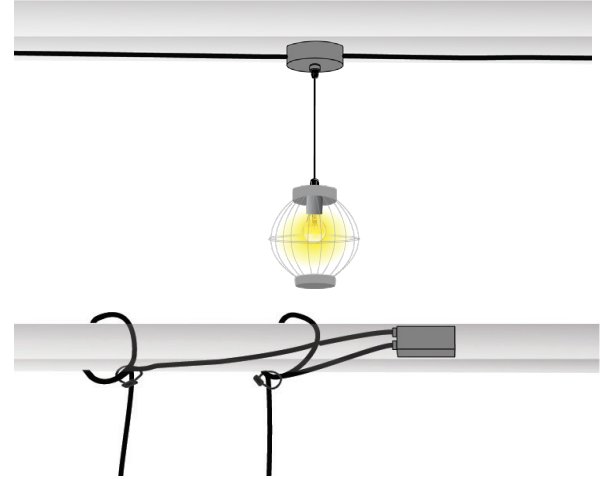


Direct Box Mount

Surface mounted conduit and
Weather proof J. Boxes with cover (by others)
1/2" Cord grip Supplied with fixture.

Loop Mount / J.Box

Secure cords to beam with zip ties
Route cords to weatherproof J.Box (by others)
J.Box for one or multiple fixtures
1/2" Cord grip supplied with fixture



Notes:

- 12 VAC systems require remote class II transformer.
- 12 VAC Systems can install without J.Box simple butt splice connection

TREE INSTALLATION SUGGESTIONS



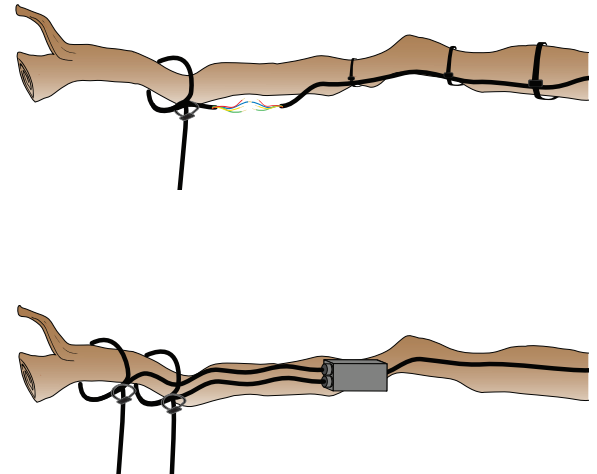
Loop Mount / Butt Splices

Butt splices with adhesive heat shrink for L.V
Check codes for 120v. Use

* Order with long cords to route several
to central larger J.Boxes
Secure cord to branch with zip ties
Allowing ample service loop allowing for
future growth and adjustment.

Loop Mount / J.Box

Splice within weatherproof J.Box.
Best for line & L.V installations.
J.Box for one or multiple fixtures
1/2" Cord grip supplied with fixture



Note:

- 12 VAC systems require remote class II transformer mounted at base of tree.
- For security, best to stub up into tree using rigid or seal tight flex

CANOPY MOUNT / RECESSED J.BOX INSTALLATION

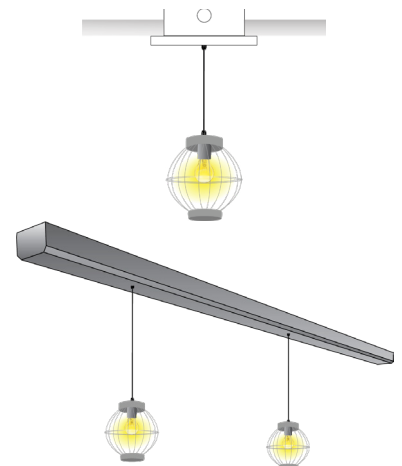


Canopy Recessed J. Box Mount

Recessed J.Box with w/p cover (by others)
1/2" Cord-grip supplied with fixture to secure top of
cord to J.Box

Channel Mount

Aluminum channel, satin finish, custom length with
single or multiple DECODROPS for surface or
suspended mount



Consult factory for custom designs or custom requirements