

WET LOCATION OUTDOOR / INDOOR SUSPENDED





PROJECT:

TYPE:

APPLICATIONS

PERGOLAS
TRELLIS
TREES
CANOPIES
OPEN STRUCTURES

SPECIFICATIONS

SHADE	Brass or aluminum cone spinning in various sizes. Consult factory for other type of material, custom shapes and sizes
FINISH	Acid etched aged brass, verde green or custom powder coat. (Provide RAL No)
SOCKET	Medium base glazed porcelain socket
CORD	18/3 SVT black jacket, 10' standard. Longer length available, specify
VOLTAGE	120 volts or 12 volts
LAMP	LED medium base 120v and 12v, see page 3 for style, color, wattage and voltage details and options
TRANSFORMER	12VAC class II remote transformer required only for 12v lamps, see page 2 for details and options
CERTIFICATION	ETL listed for permanent damp or wet installations  2001431  MADE IN THE USA

PART NUMBER

SERIES	FINISH	VOLTAGE	LAMP	CORD LENGTH
DDC8 8" CONE	AB AGED BRASS	120 120 V	SELECT PART NO FROM PAGE 3	STD 10' STANDARD
DDC10 10" CONE	VB VERDE BRASS	12 12 V		SPECIFY IF LONGER OR SHORTER IS REQUIRED
DDC12 12" CONE	BA BRUSHED ALUMINUM	12V REQUIRES LOW VOLTAGE TRANSFORMER		
DDC16 16" CONE	PCS POWDER COAT SILVER	(Order separately)		
	PCW POWDER COAT WHITE			
	PCB POWDER COAT BLACK			
	PCC POWDER COAT CUSTOM (Provide RAL No.)			

SERIES



DDC 8
8" CONE DIAMETER



DDC 10
10" CONE DIAMETER



DDC 12
12" CONE DIAMETER




DDC 16
16" CONE DIAMETER

FINISHES



AB
AGED BRASS
(Acid Etched)



VB
VERDE BRASS
(Acid Etched)




PCB
POWDER COAT
BLACK



BA
BRUSHED
ALUMINUM



PCW
POWDER COAT
WHITE



PCS
POWDER COAT
SILVER



PCC
CUSTOM
(Provide RAL No)

TRANSFORMERS



CLASS 2 OUTDOOR MAGNETIC TRANSFORMER REQUIRED FOR 12V LAMP ONLY

PLT2 - 60 - 12	60W - 120/12VAC - 1/5A	6 3/4" X 4 7/8" X 4 5/8"	5 LBS
PLT2 - 100 - 12	100W - 120/12VAC - 2/5A	6 3/4" X 4 7/8" X 4 5/8"	10 LBS

Outdoor listed enclosure NEMA 3R
 5A Output circuit protection
 Dimmable with MLV dimmers only
 Potted for quiet operation and long life
 ETL listed, Meets UL 1571, 1838 and Article 411 of N.E.C

TRADITIONAL LAMPS, Wet Rated, Outdoor / Indoor



G16.5, 3.5W, 325L

G16.5/C/24/325 24K, CLEAR
G16.5/W/24/325 24K, WHITE
G16.5/C/27/325 27K, CLEAR
G16.5/W/27/325 27K, WHITE



S14, 1.5W, 150L

S14/C/24/150 24K, CLEAR
S14/W/24/150 24K, WHITE
S14/C/27/150 27K, CLEAR
S14/W/27/150 27K, WHITE



G25, 3.5W, 350L

G25/C/24/350 24K, CLEAR
G25/W/24/350 24K, WHITE
G25/C/27/350 27K, CLEAR
G25/W/27/350 27K, WHITE



G40, 4.5W, 500L

G40/C/24/500 24K, CLEAR
G40/W/24/500 24K, WHITE
G40/C/27/500 27K, CLEAR
G40/W/27/500 27K, WHITE



A15, 3.5W, 250L, 12V

A15/12/27/250 27K, CLEAR
Low Voltage transformer
required for this lamp

VINTAGE LAMPS Wet Rated, Outdoor / Indoor



VC19, 3.5W, 22K, 350L

VC19/AG/22/350
AMBER GLASS



ST19, 3.5W, 22K, 350L

ST19/AG/22/350
AMBER GLASS



G25, 3.5W, 22K, 350L

G25/AG/22/350
AMBER GLASS



G40, 3.5W, 22K, 350L

G40/AG/22/350
AMBER GLASS

SPECIALTY / ELEGANT LAMPS, Indoor only



A19, 7.5W, 22K-65K, 800L

A19/CT/800
TUNABLE WHITE



G31, 7W, 20K-28K, 600L

G31/MW/DW/600
MATT WHITE, DIM TO WARM



G30, 6W, 22K, 420-480L

G30/TG/420 TINTED GLASS
G30/C/480 CLEAR GLASS



G47, 8W, 20K-28K, 680L

G47/MW/DW/680
MATT WHITE, DIM TO WARM



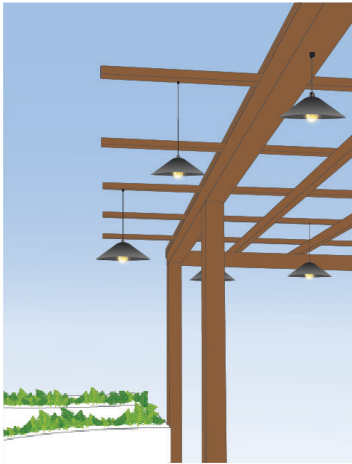
A52, 3W, 22K, 150L

A52/TG/22/150
TINTED GLASS

All lamps dim to <10% using ELV/TE dimmer

Not all lamps fit the smaller decodrop cone models, contact customer service for additional options including lamp shapes, lumen packages, color options or additional features.

TRELLIS / PERGOLA INSTALLATION SUGGESTIONS



Direct Box Mount

Surface mounted conduit and
Weather proof J. Boxes with cover (by others)
1/2" Cord grip Supplied with fixture.



Loop Mount / J.Box

Secure cords to beam with zip ties
Route cords to weatherproof J.Box (by others)
J.Box for one or multiple fixtures
1/2" Cord grip supplied with fixture



Notes:

- 12 VAC systems require remote class II transformer.
- 12 VAC Systems can install without J.Box simple butt splice connection

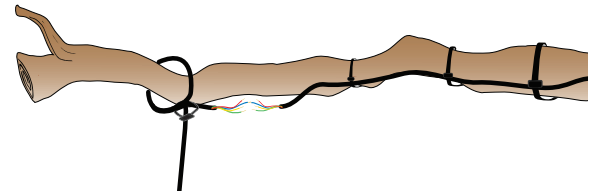
TREE INSTALLATION SUGGESTIONS



Loop Mount / Butt Splices

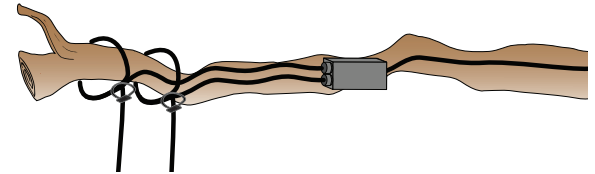
Butt splices with adhesive heat shrink for L.V
Check codes for 120v. Use

* Order with long cords to route several
to central larger J.Boxes
Secure cord to branch with zip ties
Allowing ample service loop allowing for
future growth and adjustment.



Loop Mount / J.Box

Splice within weatherproof J.Box.
Best for line & L.V installations.
J.Box for one or multiple fixtures
1/2" Cord grip supplied with fixture



Note:

- 12 VAC systems require remote class II transformer mounted at base of tree.
- For security, best to stub up into tree using rigid or seal tight flex

CANOPY MOUNT / RECESSED J.BOX INSTALLATION



Canopy Recessed J. Box Mount

Recessed J.Box with w/p cover (by others)
1/2" Cord-grip supplied with fixture to secure top of
cord to J.Box



Channel Mount

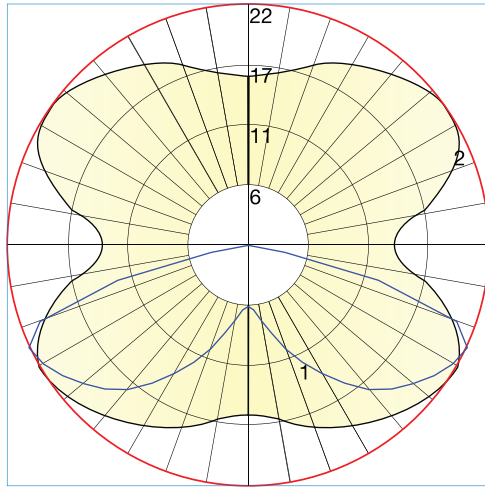
Aluminum channel, satin finish, custom length with
single or multiple DECODROPS for surface or
suspended mount



Consult factory for custom designs or custom requirements

PHOTOMETRICS / CANDELA DISTRIBUTION / BUG RATING

S14-27/150 LAMP WITH 7" CONE SHADE

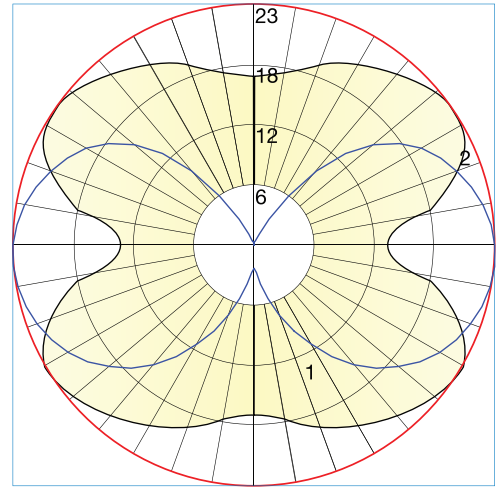


POLAR GRAPH

FILE NAME: L051504704.IES
Maximum Candela = 22.135
Located at Horizontal Angle = 30
Vertical Angle = 65

#1-Vertical Plane Through Horizontal Angles (30-120) (Through Max. Cd.)
#2-Horizontal Cone Through Vertical Angle (65) (Through Max. Cd.)

S14-27/150 BARE LAMP ONLY



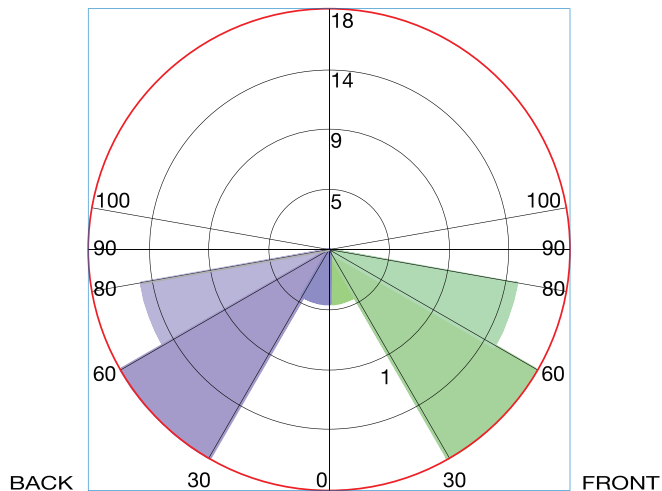
POLAR GRAPH

FILE NAME: L051504703.IES
Maximum Candela = 23.392
Located at Horizontal Angle = 30
Vertical Angle = 85

#1-Vertical Plane Through Horizontal Angles (30-120) (Through Max. Cd.)
#2-Horizontal Cone Through Vertical Angle (85) (Through Max. Cd.)

LUMINAIRE LUMENS

UPLIGHT



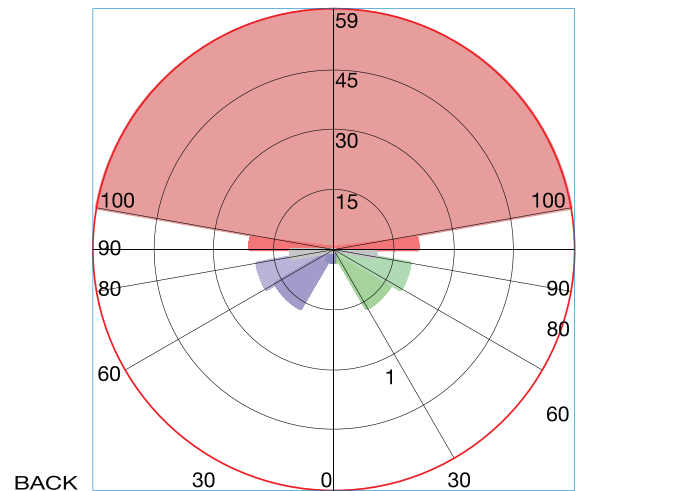
FILE NAME: L051504704.IES

BUG RATING: B0-U0-G0

12" Cone shade produces
0/0/0 bug rating

LUMINAIRE LUMENS

UPLIGHT



FILE NAME: L051504703.IES

BUG RATING: B0-U3-G1