

WET LOCATION OUTDOOR / INDOOR SUSPENDED





PROJECT:

TYPE:

APPLICATIONS

PERGOLAS
TRELLIS
TREES
CANOPIES
OPEN STRUCTURES

SPECIFICATIONS

SHADE	Acrylic tubes in various sizes. Consult factory for other type of material, custom shapes and sizes
FINISH	Opal white, clear and frosted. Consult factory for other colors.
SOCKET	Medium base glazed porcelain socket
CORD	18/3 SVT black jacket, 10' standard. Longer length available, specify
VOLTAGE	120 volts or 12 volts
LAMP	LED medium base 120v and 12v, see page 3 for style, color, wattage and voltage details and options
TRANSFORMER	12VAC class II remote transformer required only for 12v lamps, see page 2 for details and options
CERTIFICATION	ETL listed for permanent damp or wet installations  2001431  MADE IN THE USA

PART NUMBER

SERIES	FINISH	VOLTAGE	LAMP	CORD LENGTH
DDAT4/8 4 X 8"	OW OPAL WHITE	120 120 V	SELECT PART NO FROM PAGE 3	STD 10' STANDARD
DDAT4/12 4 X 12"	C CLEAR	12 12 V		SPECIFY IF LONGER OR SHORTER IS REQUIRED
DDAT6/8 6 X 8"	F FROSTED	12V REQUIRES LOW VOLTAGE TRANSFORMER (Order separately)		
DDAT6/12 6 X 12"	CC CUSTOM COLOR			

SERIES




DDAT 4/8
4" DIAMETER



DDAT 4/12
4" DIAMETER



DDAT 6/8
6" DIAMETER



DDAT 6/12
6" DIAMETER


FINISHES



OW
OPAL WHITE



CC
CUSTOM
COLOR



C
CLEAR



F
FROSTED

TRANSFORMERS



CLASS 2 OUTDOOR MAGNETIC TRANSFORMER REQUIRED FOR 12V LAMP ONLY

PLT2 - 60 - 12	60W - 120/12VAC - 1/5A	6 3/4" X 4 7/8" X 4 5/8"	5 LBS
PLT2 - 100 - 12	100W - 120/12VAC - 2/5A	6 3/4" X 4 7/8" X 4 5/8"	10 LBS

Outdoor listed enclosure NEMA 3R
 5A Output circuit protection
 Dimmable with MLV dimmers only
 Potted for quiet operation and long life
 ETL listed, Meets UL 1571, 1838 and Article 411 of N.E.C

TRADITIONAL LAMPS, Wet Rated, Outdoor / Indoor



S14, 1.5W, 150L

S14/C/24/150 24K, CLEAR
S14/W/24/150 24K, WHITE
S14/C/27/150 27K, CLEAR
S14/W/27/150 27K, WHITE



G25, 3.5W, 350L

A19/C/27/800 27K, CLEAR
A19/W/27/800 27K, WHITE
A19/C/30/800 30K, CLEAR
A19/W/30/800 30K, WHITE



G25, 3.5W, 350L

G25/C/24/350 24K, CLEAR
G25/W/24/350 24K, WHITE
G25/C/27/350 27K, CLEAR
G25/W/27/350 27K, WHITE



G40, 4.5W, 500L

G40/C/24/500 24K, CLEAR
G40/W/24/500 24K, WHITE
G40/C/27/500 27K, CLEAR
G40/W/27/500 27K, WHITE



T10, 3.5W, 22K, 350L

T10/C/27/350 27K, CLEAR

VINTAGE LAMPS Wet Rated, Outdoor / Indoor



VC19, 3.5W, 22K, 350L

VC19/AG/22/350
 AMBER GLASS



ST19, 3.5W, 22K, 350L

ST19/AG/22/350
 AMBER GLASS



G25, 3.5W, 22K, 350L

G25/AG/22/350
 AMBER GLASS



G40, 3.5W, 22K, 350L

G40/AG/22/350
 AMBER GLASS



T10, 3.5W, 22K, 350L

T10/AG/22/350
 AMBER GLASS

SPECIALTY LAMPS



A15, 3.5W, 250L, 12V

A15/12/27/250 27K, CLEAR
 Low Voltage transformer required
 INDOOR / OUTDOOR



A19, 7.5W, 22K-65K, 800L

A19/CT/800
 TUNABLE WHITE
 INDOOR ONLY



G31, 7W, 20K-28K, 600L

G31/MW/DW/600
 MATT WHITE, DIM TO WARM
 INDOOR ONLY



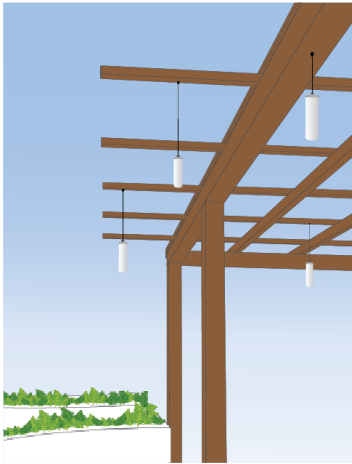
G30, 6W, 22K, 420-480L

G30/TG/420 TINTED GLASS
G30/C/480 CLEAR GLASS
 INDOOR / OUTDOOR

All lamps dim to <10% using ELV/TE dimmer


Not all lamps fit the smaller decodrop acrylic tube models, contact customer service for additional options including lamp shapes, lumen packages, color options or additional features.

TRELLIS / PERGOLA INSTALLATION SUGGESTIONS



Direct Box Mount

Surface mounted conduit and
Weather proof J. Boxes with cover (by others)
1/2" Cord grip Supplied with fixture.



Loop Mount / J.Box

Secure cords to beam with zip ties
Route cords to weatherproof J.Box (by others)
J.Box for one or multiple fixtures
1/2" Cord grip supplied with fixture



Notes:

- 12 VAC systems require remote class II transformer.
- 12 VAC Systems can install without J.Box simple butt splice connection

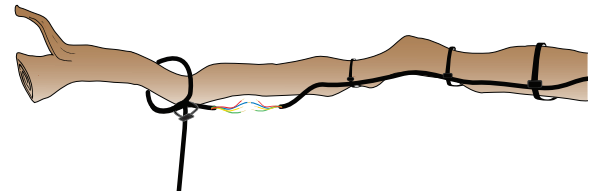
TREE INSTALLATION SUGGESTIONS



Loop Mount / Butt Splices

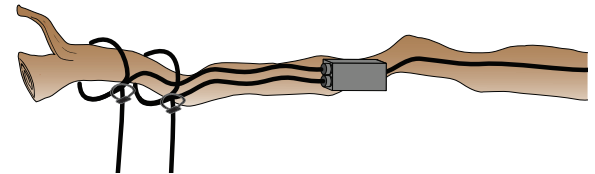
Butt splices with adhesive heat shrink for L.V
Check codes for 120v. Use

* Order with long cords to route several
to central larger J.Boxes
Secure cord to branch with zip ties
Allowing ample service loop allowing for
future growth and adjustment.



Loop Mount / J.Box


Splice within weatherproof J.Box.
Best for line & L.V installations.
J.Box for one or multiple fixtures
1/2" Cord grip supplied with fixture



Note:


- 12 VAC systems require remote class II transformer mounted at base of tree.
- For security, best to stub up into tree using rigid or seal tight flex

CANOPY MOUNT / RECESSED J.BOX INSTALLATION



Canopy Recessed J. Box Mount

Recessed J.Box with w/p cover (by others)
1/2" Cord-grip supplied with fixture to secure top of
cord to J.Box



Channel Mount

Aluminum channel, satin finish, custom length with
single or multiple DECODROPS for surface or
suspended mount



Consult factory for custom designs or custom requirements