

WET LOCATION OUTDOOR/ INDOOR SUSPENDED





PROJECT:

TYPE:

APPLICATIONS

INDOOR DECORATIVE
INDOOR
PERGOLAS
TRELLIS
TREES
CANOPIES
OPEN STRUCTURES

SPECIFICATIONS

CUP	Brass or aluminum socket cup spinning. Consult factory for other, custom shapes and sizes
FINISH	Acid etched aged brass, verde green or custom powder coat. (Provide RAL No)
SOCKET	Medium base heavy duty glazed porcelain socket with brass or aluminum cup.
CORD	18/3 SVT black jacket, 10' standard. Longer length available, specify
VOLTAGE	120 volts or 12 volts
LAMP	LED medium base 120v and 12v, see page 3 for style, color, wattage and voltage details and options
TRANSFORMER	12VAC class II remote transformer required only for 12v lamps, see page 2 for details and options
CERTIFICATION	ETL listed for permanent damp or wet installations  2001431  MADE IN THE USA


PART NUMBER

SERIES	FINISH	VOLTAGE	LAMP	CORD LENGTH
DD DECODROP	AB AGED BRASS	120 120 V	SELECT	STD 10' STANDARD
	VB VERDE BRASS	12 12 V	PART NO	SPECIFY
	BA BRUSHED ALUMINUM	12V REQUIRES	FROM	IF LONGER
	NA NATURAL BRASS	LOW VOLTAGE	PAGE 3	OR SHORTER
	PCS POWDER COAT SILVER	TRANSFORMER		IS REQUIRED
	PCW POWDER COAT WHITE	(Order separately)		
	PCB POWDER COAT BLACK			
	PCC POWDER COAT CUSTOM			
	(Provide RAL No.)			

FINISHES



AB
AGED BRASS
(Acid Etched)



VB
VERDE BRASS
(Acid Etched)



BA
BRUSHED
ALUMINUM



NA
NATURAL BRASS



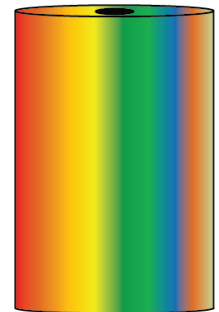
PCS
POWDER COAT
SILVER



PCW
POWDER COAT
WHITE



PCB
POWDER COAT
BLACK



PCC
CUSTOM
(Provide RAL No)

TRANSFORMERS



CLASS 2 OUTDOOR MAGNETIC TRANSFORMER REQUIRED FOR 12V LAMP ONLY

PLT2 - 60 - 12	60W - 120/12VAC - 1/5A	6 3/4" X 4 7/8" X 4 5/8"	5 LBS
PLT2 - 100 - 12	100W - 120/12VAC - 2/5A	6 3/4" X 4 7/8" X 4 5/8"	10 LBS

Outdoor listed enclosure NEMA 3R
5A Output circuit protection
Dimmable with MLV dimmers only
Potted for quiet operation and long life
ETL listed, Meets UL 1571, 1838 and Article 411 of N.E.C

TRADITIONAL LAMPS, Wet Rated, Outdoor / Indoor



S14, 1.5W, 24/27K, 150L

S14/C/24/150 24K, CLEAR
S14/W/24/150 24K, WHITE
S14/C/27/150 27K, CLEAR
 100L Available, Consult Factory



G16.5, 3.5W, 24/27K, 350L

G16/C/24/350 24K, CLEAR
G16/C/27/350 27K, CLEAR
G16/W/27/350 27K, WHITE
 200L Available, Consult Factory



A19, 7.5W, 3K, 800L

A19/C/30/800 30K, CLEAR
A19/W/30/800 30K, WHITE



G25, 3.5W, 27K 350L

G25/C/27/350 27K, CLEAR
G25/W/27/350 27K, WHITE



G40, 3.5W, 27K 350L

G40/C/27/350 27K, CLEAR

VINTAGE LAMPS Wet Rated, Outdoor / Indoor



A19, 3.5W, 22K, 350L

A19/A/22/350
 AMBER GLASS



ST19, 3.5W, 22K, 350L

ST19/A/22/350
 AMBER GLASS



G25, 3.5W, 22K, 350L

G25/A/22/350
 AMBER GLASS



G40, 3.5W, 22K, 350L

G40/A/22/350
 AMBER GLASS



T10, 3.5W, 22K, 350L

T10/A/22/350
 AMBER GLASS

SPECIALTY / ELEGANT LAMPS, Indoor only



A19, 7.5W, 22K-65K, 800L

A19/CT/800
 TUNABLE WHITE



G31, 7W, 20K-28K, 600L

G31/MW/DW/600
 MATT WHITE, DIM TO WARM



G30, 6W, 22K, 420-480L

G30/TG/420 TINTED GLASS
G30/C/480 CLEAR GLASS



G47, 8W, 20K-28K, 680L


G47/MW/DW/680
 MATT WHITE, DIM TO WARM



A52, 3W, 22K, 150L

A52/TG/22/150
 TINTED GLASS

All lamps dim to <10% using ELV/TE dimmer
Consult factory for a different lamp shape, lumens, color or any other special features



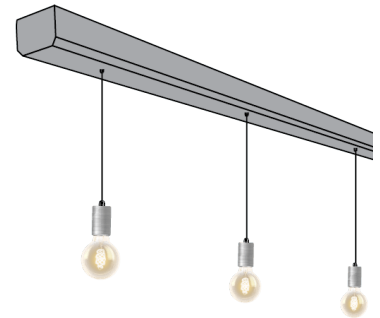
TRELLIS / PERGOLA



CANOPY



TREE



MOUNTING CHANNEL
Provided by Primus Lighting



SINGLE



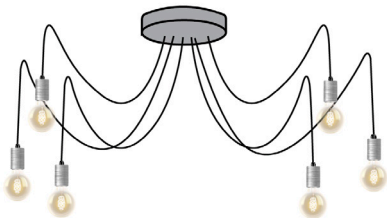
EVEN CLUSTERS



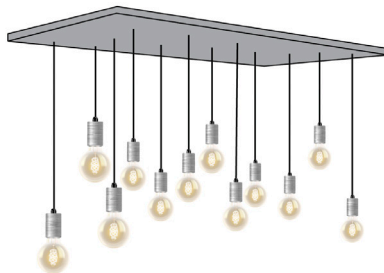
CUSTOM CLUSTERS




SPIRAL CLUSTERS



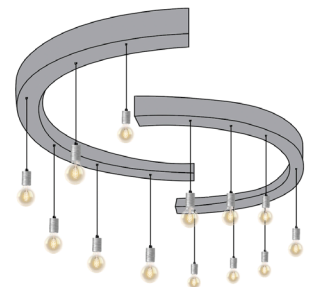
MULTI SWAG



RECTANGULAR / SQUARE



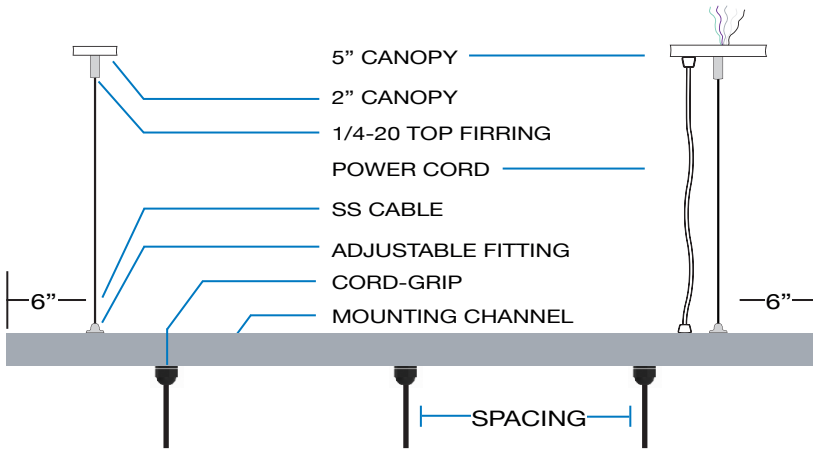
ROUND



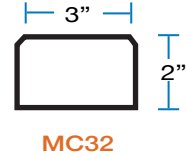
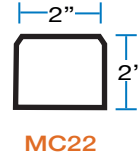
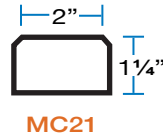
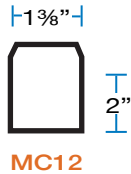
CUSTOM CURVED

The above designs are only examples of how and where DD - Decodrops could be used
Some weather conditions can result in the damage of the product and / or create
a hazardous situation for some outdoor and wet location applications.
Consult factory if you have any questions or need help with your idea or custom designs

ALUMINUM MOUNTING CHANNEL, Outdoor Wet / Indoor

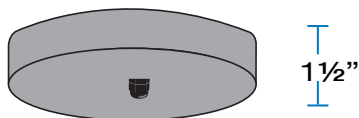


SK36 36" Suspension Kit
SK48 48" Suspension Kit
SK72 72" Suspension Kit
 Other cable lengths available.
 Suspension Kit includes:
 (2) Top Fittings for 1/4-20 Rod
 (2) Adjustable Bottom Fittings
 (2) Aircraft Cables
 (1) Prewired 18/3 Black or White SVT Cord
 (1) 5" White Canopy with Mounting Hardware
 (1) 2" White Canopy
 * Custom pendant spacing available: consult factory
 * Lengths over 8' require center cable support
 * Cord-grips are included

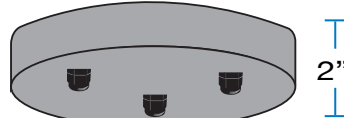


MOUNTING CHANNEL	LOCATION	SPACING	MOUNTING	FINISH	LENGTH
MC12	W WET	6 6"	SM SURFACE MOUNT	S SATIN ANODIZED	SPECIFY
MC21	D DAMP DRY	9 9"	SK36 SUSPENSION KIT	PCW POWDER COAT WHITE	
MC22		12 12"	SK48 SUSPENSION KIT	PCB POWDER COAT BLACK	
MC32		18 18"	SK72 SUSPENSION KIT	PCC POWDER COAT CUSTOM	
		24 24"	- B BLACK CORD		
		C CUSTOM	- W WHITE CORD		

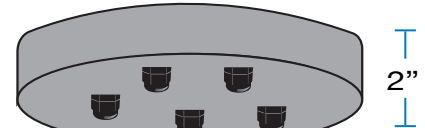
CANOPY MOUNTING Outdoor Damp / Indoor



6" ROUND CANOPY
 UP TO 3 DECODROPS
C6 (X) FINISH
 (X) # OF DECODROPS



10" ROUND CANOPY
 UP TO 6 DECODROPS
C10 (X) FINISH
 (X) # OF DECODROPS



12" ROUND CANOPY
 UP TO 10 DECODROPS
C12 (X) FINISH
 (X) # OF DECODROPS

CANOPY SIZE	# OF DECODROPS	FINISH
C6, C10, C12	SPECIFY	SEE PAGE 2

Consult factory for different canopy shape, size, material, color or any other special features