


WET LOCATION OUTDOOR / INDOOR SUSPENDED




PROJECT:

TYPE:

APPLICATIONS

PERGOLAS
TRELLIS
TREES
CANOPIES
OPEN STRUCTURES

SPECIFICATIONS

SHADE	Acrylic sphere in various sizes. Consult factory for other type of material, custom shapes and sizes
FINISH	Opal white, clear and frosted. Consult factory for other colors
SOCKET	Medium base glazed porcelain socket
CORD	18/3 SVT black jacket, 10' standard. Longer length available, specify
VOLTAGE	120 volts or 12 volts
LAMP	LED medium base 120v and 10v, see page 3 for style, color, wattage and voltage details and options
TRANSFORMER	12VAC class II remote transformer required only for 12v lamps, see page 2 for details and options
CERTIFICATION	ETL listed for permanent damp or wet installations  2001431  MADE IN THE USA

PART NUMBER

SERIES	FINISH	VOLTAGE	LAMP	CORD LENGTH
DDS8 8" SPHERE	OW OPAL WHITE	120 120 V	SELECT PART NO FROM PAGE 3	STD 10' STANDARD
DDS10 10" SPHERE	C CLEAR	12 12 V		SPECIFY IF LONGER OR SHORTER IS REQUIRED
DDS12 12" SPHERE	F FROSTED	12V REQUIRES LOW VOLTAGE TRANSFORMER		
DDS18 18" SPHERE	CC CUSTOM COLOR	(Order separately)		

SERIES



DDS 8
8" SPHERE DIAMETER
4.5" Opening



DDS 10
10" SPHERE DIAMETER
4.5" Opening



DDS 12
12" SPHERE DIAMETER
5.5" Opening



DDS 18
18" SPHERE DIAMETER
5.5" Opening

FINISHES



OW
OPAL WHITE



CC
CUSTOM
COLOR



C
CLEAR



F
FROSTED

TRANSFORMERS



CLASS 2 OUTDOOR MAGNETIC TRANSFORMER REQUIRED FOR 12V LAMP ONLY

PLT2 - 60 - 12	60W - 120/12VAC - 1/5A	6 3/4" X 4 7/8" X 4 5/8"	5 LBS
PLT2 - 100 - 12	100W - 120/12VAC - 2/5A	6 3/4" X 4 7/8" X 4 5/8"	10 LBS

Outdoor listed enclosure NEMA 3R
 5A Output circuit protection
 Dimmable with MLV dimmers only
 Potted for quiet operation and long life
 ETL listed, Meets UL 1571, 1838 and Article 411 of N.E.C

TRADITIONAL LAMPS, Wet Rated, Outdoor / Indoor



G16.5, 3.5W, 24/27K, 350L

G16/C/24/350 24K, WHITE

G16/C/27/350 27K, WHITE

G16/W/27/350 27K, WHITE

200L Available, Consult Factory



S14, 1.5W, 24/27K, 150L

S14/C/24/150 24K, CLEAR

S14/W/24/150 24K, WHITE

S14/C/27/150 27K, CLEAR

100L Available, Consult Factory



A19, 7.5W, 3K, 800L

A19/C/30/800 30K, CLEAR

A19/W/30/800 30K, WHITE



G25, 3.5W, 27K 350L

G25/C/27/350 27K, CLEAR

G25/W/27/350 27K, WHITE



G40, 3.5W, 27K 350L

G40/C/27/350 27K, CLEAR

G40 Only available for **DDS18**

VINTAGE LAMPS Wet Rated, Outdoor / Indoor



A19, 3.5W, 22K, 350L

A19/A/22/350

AMBER GLASS



ST19, 3.5W, 22K, 350L

ST19/A/22/350

AMBER GLASS



G25, 3.5W, 22K, 350L

G25/A/22/350

AMBER GLASS



G40, 3.5W, 22K, 350L

G40/A/22/350

AMBER GLASS

G40A Only available for **DDS18"**

SPECIALTY LAMPS



A15, 3.5W, 250L, 12V

A15/12/27/250 27K, CLEAR

Low Voltage transformer required

INDOOR / OUTDOOR



A19, 7.5W, 22K-65K, 800L

A19/CT/800

TUNABLE WHITE

INDOOR ONLY



G31, 7W, 20K-28K, 600L

G31/MW/DW/600

MATT WHITE, DIM TO WARM

INDOOR ONLY



G30, 6W, 22K, 420-480L

G30/TG/420 TINTED GLASS


G30/C/480 CLEAR GLASS

INDOOR / OUTDOOR

All lamps dim to <10% using ELV/TE dimmer

Not all lamps fit the smaller decodrop sphere models, contact customer service for additional options including lamp shapes, lumen packages, color options or additional features.

TRELLIS / PERGOLA INSTALLATION SUGGESTIONS



Direct Box Mount

Surface mounted conduit and
Weather proof J. Boxes with cover (by others)
1/2" Cord grip Supplied with fixture.



Loop Mount / J.Box

Secure cords to beam with zip ties
Route cords to weatherproof J.Box (by others)
J.Box for one or multiple fixtures
1/2" Cord grip supplied with fixture



Notes:

- 12 VAC systems require remote class II transformer.
- 12 VAC Systems can install without J.Box simple butt splice connection

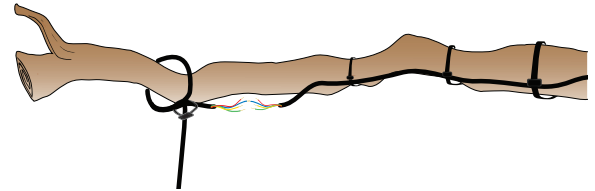
TREE INSTALLATION SUGGESTIONS



Loop Mount / Butt Splices

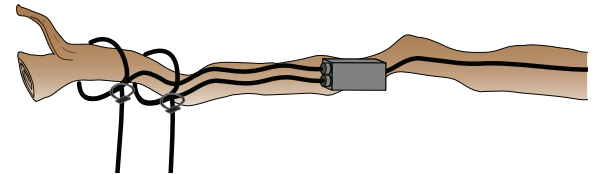
Butt splices with adhesive heat shrink for L.V
Check codes for 120v. Use

* Order with long cords to route several
to central larger J.Boxes
Secure cord to branch with zip ties
Allowing ample service loop allowing for
future growth and adjustment.



Loop Mount / J.Box

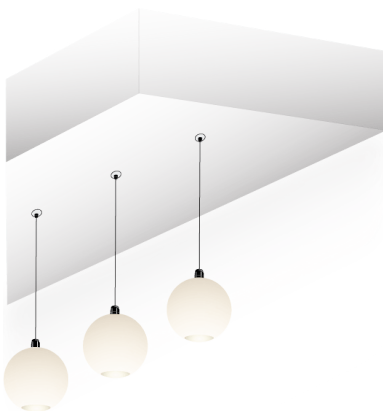
Splice within weatherproof J.Box.
Best for line & L.V installations.
J.Box for one or multiple fixtures
1/2" Cord grip supplied with fixture



Note:

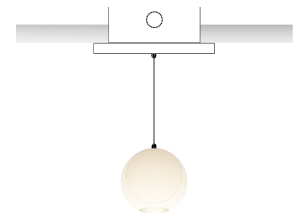
- 12 VAC systems require remote class II transformer mounted at base of tree.
- For security, best to stub up into tree using rigid or seal tight flex

CANOPY MOUNT / RECESSED J.BOX INSTALLATION



Canopy Recessed J. Box Mount

Recessed J.Box with w/p cover (by others)
1/2" Cord-grip supplied with fixture to secure top of
cord to J.Box



Channel Mount

Aluminum channel, satin finish, custom length with
single or multiple DECODROPS for surface or
suspended mount



Consult factory for custom designs or custom requirements