

WET LOCATION OUTDOOR / INDOOR SUSPENDED





PROJECT:

TYPE:

## APPLICATIONS

PERGOLAS  
TRELLIS  
TREES  
CANOPIES  
OPEN STRUCTURES

## SPECIFICATIONS

<b>SHADE</b>	Round wire cage in various sizes. Consult factory for other type of material, custom shapes and sizes
<b>FINISH</b>	Powder coat white, black and silver standard. Custom powder coat. (Provide RAL No)
<b>SOCKET</b>	Medium base glazed porcelain socket
<b>CORD</b>	18/3 SVT black jacket, 10' standard. Longer length available, specify
<b>VOLTAGE</b>	120 volts or 12 volts
<b>LAMP</b>	LED medium base 120v and 12v, see page 3 for style, color, wattage and voltage details and options
<b>TRANSFORMER</b>	12VAC class II remote transformer required only for 12v lamps, see page 2 for details and options
<b>CERTIFICATION</b>	ETL listed for permanent damp or wet installations  2001431  MADE IN THE USA

## PART NUMBER

SERIES	FINISH	VOLTAGE	LAMP	CORD LENGTH
DDRC6 6" ROUND CAGE	PCS POWDER COAT SILVER	120 120 V	SELECT PART NO FROM PAGE 3	STD 10' STANDARD
DDRC8 8" ROUND CAGE	PCW POWDER COAT WHITE	12 12 V		SPECIFY IF LONGER OR SHORTER IS REQUIRED
DDRC10 10" ROUND CAGE	PCB POWDER COAT BLACK	12V REQUIRES LOW VOLTAGE TRANSFORMER (Order separately)		
DDRC12 12" ROUND CAGE	PCC POWDER COAT CUSTOM (Provide RAL No.)			

## SERIES



**DDRC 6**  
6" DIAMETER  
3" OPENING



**DDRC 8**  
8" DIAMETER  
4" OPENING



**DDRC 10**  
10" DIAMETER  
4" OPENING



**DDRC 12**  
12" DIAMETER  
5.5" OPENING


## FINISHES



**PCS**  
POWDER COAT  
SILVER



**PCC**  
CUSTOM  
(Provide RAL No)



**PCW**  
POWDER COAT  
WHITE



**PCB**  
POWDER COAT  
BLACK

## TRANSFORMERS



### CLASS 2 OUTDOOR MAGNETIC TRANSFORMER REQUIRED FOR 12V LAMP ONLY

PLT2 - 60 - 12	60W - 120/12VAC - 1/5A	6 3/4" X 4 7/8" X 4 5/8"	5 LBS
PLT2 - 100 - 12	100W - 120/12VAC - 2/5A	6 3/4" X 4 7/8" X 4 5/8"	10 LBS

Outdoor listed enclosure NEMA 3R  
5A Output circuit protection  
Dimmable with MLV dimmers only  
Potted for quiet operation and long life  
ETL listed, Meets UL 1571, 1838 and Article 411 of N.E.C

## TRADITIONAL LAMPS, Wet Rated, Outdoor / Indoor



**G16.5, 3.5W, 24/27K, 350L**

**G16/C/24/350** 24K, WHITE

**G16/C/27/350** 27K, WHITE

**G16/W/27/350** 27K, WHITE

200L Available, Consult Factory



**S14, 1.5W, 24/27K, 150L**

**S14/C/24/150** 24K, CLEAR

**S14/W/24/150** 24K, WHITE

**S14/C/27/150** 27K, CLEAR

100L Available, Consult Factory



**G25, 3.5W, 27K 350L**

**G25/C/27/350** 27K, CLEAR

**G25/W/27/350** 27K, WHITE

## VINTAGE LAMPS Wet Rated, Outdoor / Indoor



**A19, 3.5W, 22K, 350L**

**A19/A/22/350**

AMBER GLASS



**ST19, 3.5W, 22K, 350L**

**ST19/A/22/350**

AMBER GLASS



**G25, 3.5W, 22K, 350L**

**G25/A/22/350**

AMBER GLASS

## SPECIALTY LAMPS



**A15, 3.5W, 250L, 12V**

**A15/12/27/250** 27K, CLEAR

Low Voltage transformer  
required for this lamp

INDOOR / OUTDOOR



**A19, 7.5W, 22K-65K, 800L**

**A19/CT/800**

TUNABLE WHITE

INDOOR ONLY



**G31, 7W, 20K-28K, 600L**

**G31/MW/DW/600**

MATT WHITE, DIM TO WARM

INDOOR ONLY



**G30, 6W, 22K, 420-480L**

**G30/TG/420** TINTED GLASS

**G30/C/480** CLEAR GLASS

INDOOR ONLY

All lamps dim to <10% using ELV/TE dimmer

Not all lamps fit the smaller decodrop round cage models, contact customer service for additional options including lamp shapes, lumen packages, color options or additional features.

## TRELLIS / PERGOLA INSTALLATION SUGGESTIONS

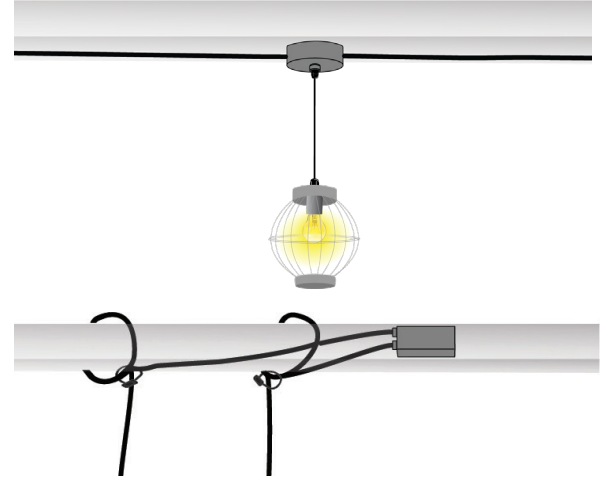


### Direct Box Mount

Surface mounted conduit and  
Weather proof J. Boxes with cover (by others)  
1/2" Cord grip Supplied with fixture.

### Loop Mount / J.Box

Secure cords to beam with zip ties  
Route cords to weatherproof J.Box (by others)  
J.Box for one or multiple fixtures  
1/2" Cord grip supplied with fixture



#### Notes:

- 12 VAC systems require remote class II transformer.
- 12 VAC Systems can install without J.Box simple butt splice connection

## TREE INSTALLATION SUGGESTIONS



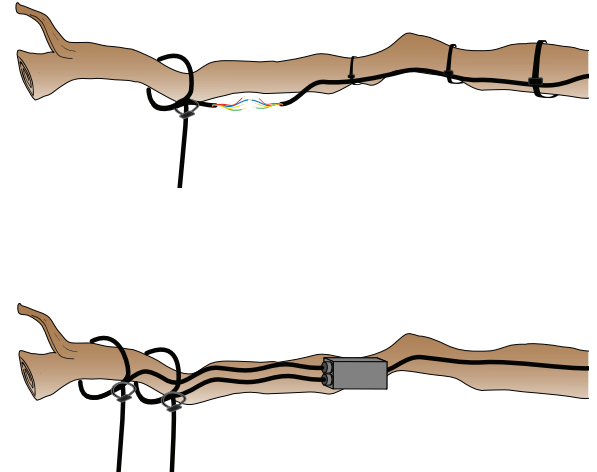
### Loop Mount / Butt Splices

Butt splices with adhesive heat shrink for L.V  
Check codes for 120v. Use

\* Order with long cords to route several  
to central larger J.Boxes  
Secure cord to branch with zip ties  
Allowing ample service loop allowing for  
future growth and adjustment.

### Loop Mount / J.Box

Splice within weatherproof J.Box.  
Best for line & L.V installations.  
J.Box for one or multiple fixtures  
1/2" Cord grip supplied with fixture



#### Note:

- 12 VAC systems require remote class II transformer mounted at base of tree.
- For security, best to stub up into tree using rigid or seal tight flex

## CANOPY MOUNT / RECESSED J.BOX INSTALLATION

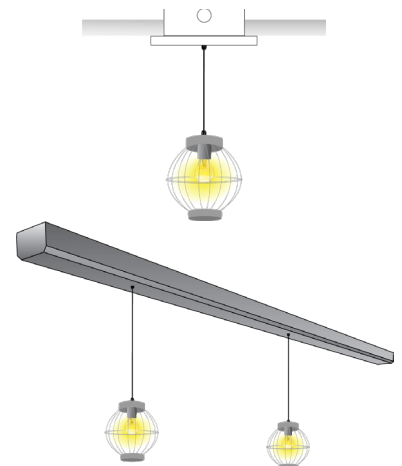


### Canopy Recessed J. Box Mount

Recessed J.Box with w/p cover (by others)  
1/2" Cord-grip supplied with fixture to secure top of  
cord to J.Box

### Channel Mount

Aluminum channel, satin finish, custom length with  
single or multiple DECODROPS for surface or  
suspended mount



Consult factory for custom designs or custom requirements