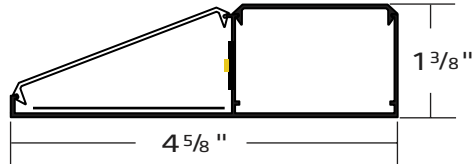
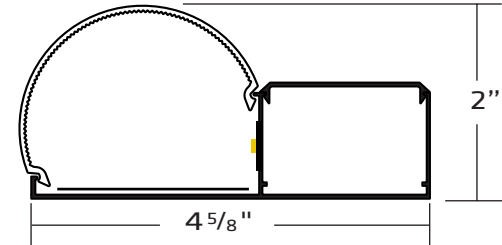


# COVE 5 (CV5) SERIES

(CV5-FL) COVE 5 FLAT LENS



(CV5-FL) COVE 5 ROUNDED LENS



SERIES	LED TYPE	LUMENS	REMOTE DRIVER	OPTIONS	ENDCAPS	MOUNTING	FINISH	LENGTH
CV5-FL CV5-RL	<b>STANDARD LED</b>	<b>FOR STANDARD LED</b>	<b>FOR STANDARD LED</b>	<b>EM PACKS</b>	<b>STANDARD</b>	<b>SURFACE MOUNT</b>		2'
	27K 2700k	L LOW	UNV0% 0-10V0%	EM1	BEK	SMF	W WHITE	3'
	30K 3000k	M MEDIUM	UNV1% 0-10V1%	800 LUMENS	BOTH END K/O	SMW	S SATIN	4'
	35K 3500k	H HIGH	UNV10% 0-10V10%	EM2	OEK	SMV	B BLACK	5'
	40K 4000k	CL CUSTOM LUMENS	UNVCD% 0-10VCD	1400 LUMENS	ONE END K/O	JBP	C CUSTOM	6'
			TRIAC 2 WIRE		BE		A ANTI MICROBIAL	7'
			DALI DALI		BLANK ENDS			8'
			LTRN LUTRON		<b>SENSORS</b>		<b>CABLE SUSPENDED</b>	9'
		<b>SPECIAL LED</b>	<b>FOR SPECIAL LED</b>	<b>FOR SPECIAL LED</b>	MSP	FD	CSHD(48 or 72)	10'
		R RED	Specify	Refer to driver	BI-LEVEL	FIELD DRILL	CSHU(48 or 72)	11'
	G GREEN	required	options in	SENSOR		CSV(48 or 72)	12'	
	B BLUE	lumens	compatibility chart		<b>ARCHITECTURAL</b>		OTHER SPECIFY	
	RGBW RGBW	or	or		ABE		PTN	
	DTW DIM TO WARM	consult factory	consult factory		BLANK ENDS			
	TW TUNABLE WHITE							



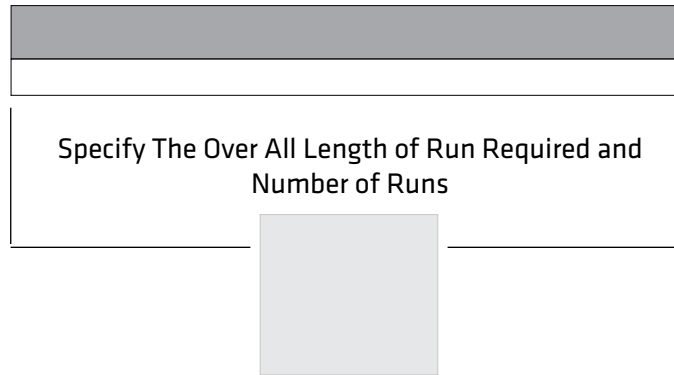
25072 Anza Dr  
Valencia, CA 91355  
626.442.4600  
primuslighting.com

Job Name: \_\_\_\_\_ Type: \_\_\_\_\_  
 Part No: \_\_\_\_\_  
 SO / Quote No: \_\_\_\_\_ Dwg Date: \_\_\_\_\_ Revised Date: \_\_\_\_\_  
 Approved By: \_\_\_\_\_ Date: \_\_\_\_\_

# COVE 5 (CV5) SERIES

## STRAIGHT FIXTURES

FRONT VIEW



## PATTERN FIXTURES



25072 Anza Dr  
Valencia, CA 91355  
626.442.4600  
primuslighting.com

Job Name:	_____	Type:	_____
Part No:	_____		
SO / Quote No:	_____	Dwg Date:	Revised Date:
Approved By:	_____	Date:	_____