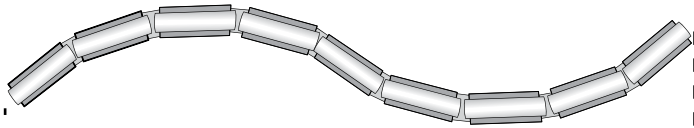
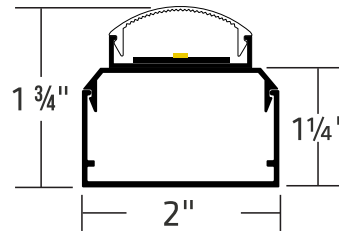


# COVE 2 (CV2) SERIES

## (FLX) FIELD CURVABLE



Specify The Over All Length of Run Required and Number of Runs



## (ST) STRAIGHT



Specify The Over All Length of Run Required and Number of Runs

SERIES	LED TYPE	LUMENS	DRIVER	CONFIGURATION	MOUNTING	FINISH	LENGTH
CV2	<b>STANDARD LED</b>	<b>FOR STANDARD LED</b>	<b>FOR STANDARD LED</b>	<b>FLX</b> FIELD CURVABLE  <b>ST</b> STRAIGHT	<b>IM</b> INSIDE MOUNT (Standard)  <b>TB</b> TAB MOUNT (Optional)	<b>W</b> WHITE <b>S</b> SATIN <b>B</b> BLACK <b>C</b> CUSTOM <b>A</b> ANTI MICROBIAL	SPECIFY
	<b>27K</b> 2700k	<b>L</b> LOW	<b>UNV0%</b> 0-10V0%				
	<b>30K</b> 3000k	<b>M</b> MEDIUM	<b>UNV1%</b> 0-10V1%				
	<b>35K</b> 3500k	<b>H</b> HIGH	<b>UNV10%</b> 0-10V10%				
	<b>40K</b> 4000k	<b>CL</b> CUSTOM LUMENS	<b>UNVCD%</b> 0-10VCD				
			<b>TRIAC</b> 2 WIRE				
			<b>DALI</b> DALI				
			<b>LTRN</b> LUTRON				
	<b>SPECIAL LED</b>	<b>FOR SPECIAL LED</b>	<b>FOR SPECIAL LED</b>				
	<b>R</b> RED	Specify required lumens or consult factory	Refer to driver options in compatibility chart or consult factory				
<b>G</b> GREEN							
<b>B</b> BLUE							
<b>RGBW</b> RGBW							
<b>DTW</b> DIM TO WARM							
<b>TW</b> TUNABLE WHITE							



25072 Anza Dr  
Valencia, CA 91355  
626.442.4600  
primuslighting.com

Job Name: \_\_\_\_\_ Type: \_\_\_\_\_

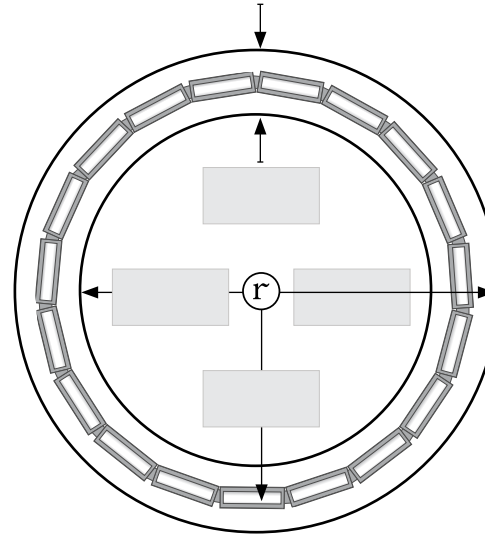
Part No: \_\_\_\_\_

SO / Quote No: \_\_\_\_\_ Dwg Date: \_\_\_\_\_ Revised Date: \_\_\_\_\_

Approved By: \_\_\_\_\_ Date: \_\_\_\_\_

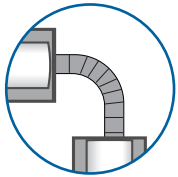
# COVE 2 (CV2) SERIES

## (FLX) PATTERNS

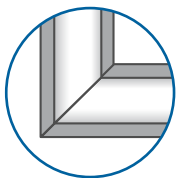


### Select Corner Style

Whipped Corner



Miter Cut Corner



## (ST) PATTERNS

