

LED

MARQUEE

# MARQUEE LED

## HOUSING

Two piece snap together top/bottom extruded aluminum housing up to 12' long.

## CERTIFICATION

ETL listed for wet locations.



## SOCKETS

**MB** - Medium Base & **CB** - Candelabra base phenolic sockets. Silicone gasket used for wet location.

## FINISH

Satin anodized or white paint finish standard. Custom finish optional.

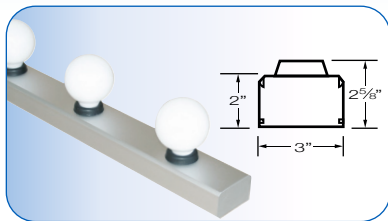
## LAMPS

LED Lamps Available

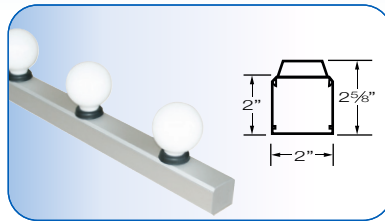


## CONFIGURATION

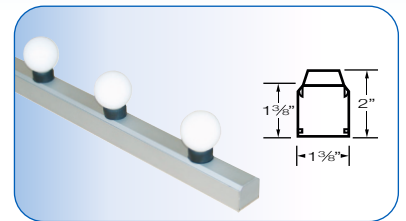
Straight, Pattern, Custom Curved, Miter Cut



MQ3-MB - MEDIUM BASE  
MQ3-CB - CANDELABRA BASE



MQ2-MB - MEDIUM BASE  
MQ2-CB - CANDELABRA BASE



MQ1-CB - CANDELABRA BASE

