

WET LOCATION OUTDOOR/ INDOOR SUSPENDED





PROJECT:
TYPE:

APPLICATIONS

- INDOOR DECORATIVE
- INDOOR
- PERGOLAS
- TRELLIS
- TREES
- CANOPIES
- OPEN STRUCTURES

SPECIFICATIONS

CUP	Brass or aluminum socket cup spinning. Consult factory for other, custom shapes and sizes
FINISH	Acid etched aged brass, verde green or custom powder coat. (Provide RAL No)
SOCKET	Medium base heavy duty glazed porcelain socket with brass or aluminum cup.
CORD	18/3 SVT black jacket, 10' standard. Longer length available, specify
VOLTAGE	120 volts or 12 volts
LAMP	LED medium base 120v and 12v, see page 3 for style, color, wattage and voltage details and options
TRANSFORMER	12VAC class II remote transformer required only for 12v lamps, see page 2 for details and options
CERTIFICATION	ETL listed for permanent damp or wet installations  2001431  MADE IN THE USA


PART NUMBER

SERIES	FINISH	VOLTAGE	LAMP	CORD LENGTH
DD DECODROP	AB AGED BRASS VB VERDE BRASS BA BRUSHED ALUMINUM NA NATURAL BRASS PCS POWDER COAT SILVER PCW POWDER COAT WHITE PCB POWDER COAT BLACK PCC POWDER COAT CUSTOM (Provide RAL No.)	120 120 V 12 12 V 12V REQUIRES LOW VOLTAGE TRANSFORMER (Order separately)	SELECT PART NO FROM PAGE 3	STD 10' STANDARD SPECIFY IF LONGER OR SHORTER IS REQUIRED


FINISHES



AB
AGED BRASS
(Acid Etched)



VB
VERDE BRASS
(Acid Etched)



BA
BRUSHED
ALUMINUM



NA
NATURAL BRASS



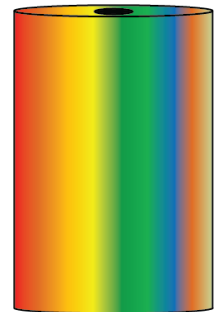
PCS
POWDER COAT
SILVER



PCW
POWDER COAT
WHITE



PCB
POWDER COAT
BLACK



PCC
CUSTOM
(Provide RAL No)

TRANSFORMERS



CLASS 2 OUTDOOR MAGNETIC TRANSFORMER REQUIRED FOR 12V LAMP ONLY

PLT2 - 60 - 12	60W - 120/12VAC - 1/5A	6 3/4" X 4 7/8" X 4 5/8"	5 LBS
PLT2 - 100 - 12	100W - 120/12VAC - 2/5A	6 3/4" X 4 7/8" X 4 5/8"	10 LBS

Outdoor listed enclosure NEMA 3R
5A Output circuit protection
Dimmable with MLV dimmers only
Potted for quiet operation and long life
ETL listed, Meets UL 1571, 1838 and Article 411 of N.E.C

TRADITIONAL LAMPS, Wet Rated, Outdoor / Indoor



G16.5, 3.5W, 325L

G16.5/C/24/325 24K, CLEAR
G16.5/W/24/325 24K, WHITE
G16.5/C/27/325 27K, CLEAR
G16.5/W/27/325 27K, WHITE



S14, 1.5W, 150L

S14/C/24/150 24K, CLEAR
S14/W/24/150 24K, WHITE
S14/C/27/150 27K, CLEAR
S14/W/27/150 27K, WHITE



G25, 3.5W, 350L

G25/C/24/350 24K, CLEAR
G25/W/24/350 24K, WHITE
G25/C/27/350 27K, CLEAR
G25/W/27/350 27K, WHITE



G40, 4.5W, 500L

G40/C/24/500 24K, CLEAR
G40/W/24/500 24K, WHITE
G40/C/27/500 27K, CLEAR
G40/W/27/500 27K, WHITE



A15, 3.5W, 250L, 12V

A15/12/27/250 27K, CLEAR
Low Voltage transformer
required for this lamp

VINTAGE LAMPS Wet Rated, Outdoor / Indoor



VC19, 3.5W, 22K, 350L

VC19/AG/22/350
AMBER GLASS



ST19, 3.5W, 22K, 350L

ST19/AG/22/350
AMBER GLASS



G25, 3.5W, 22K, 350L

G25/AG/22/350
AMBER GLASS



G40, 3.5W, 22K, 350L

G40/AG/22/350
AMBER GLASS



T10, 3.5W, 22K, 350L

T10/AG/22/350
AMBER GLASS

SPECIALTY / ELEGANT LAMPS, Indoor only



A19, 7.5W, 22K-65K, 800L

A19/CT/800
TUNABLE WHITE



G31, 7W, 20K-28K, 600L

G31/MW/DW/600
MATT WHITE, DIM TO WARM



G30, 6W, 22K, 420-480L

G30/TG/420 TINTED GLASS
G30/C/480 CLEAR GLASS



G47, 8W, 20K-28K, 680L


G47/MW/DW/680
MATT WHITE, DIM TO WARM



A52, 3W, 22K, 150L

A52/TG/22/150
TINTED GLASS

All lamps dim to <10% using ELV/TE dimmer
Consult factory for a different lamp shape, lumens, color or any other special features



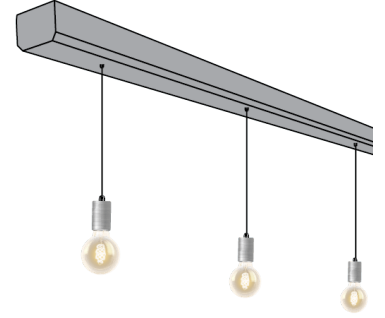
TRELLIS / PERGOLA




CANOPY



TREE



MOUNTING CHANNEL
Provided by Primus Lighting



SINGLE



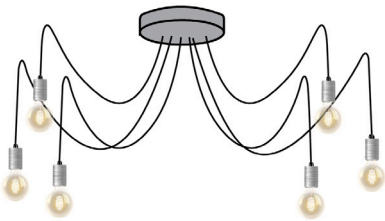
EVEN CLUSTERS



CUSTOM CLUSTERS




SPIRAL CLUSTERS



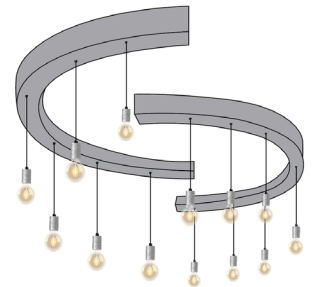
MULTI SWAG



RECTANGULAR / SQUARE



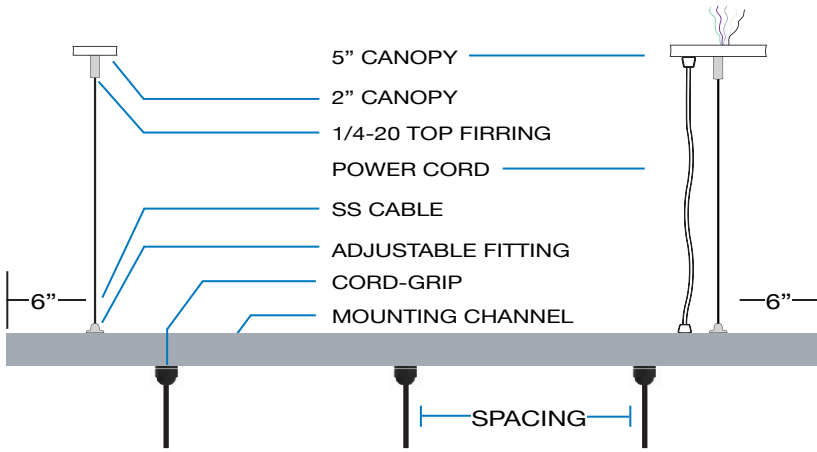
ROUND



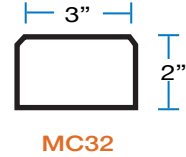
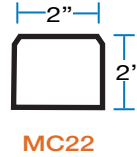
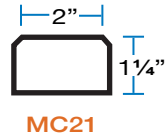
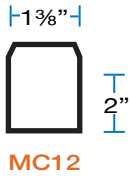
CUSTOM CURVED

The above designs are only examples of how and where DD - Decodrops could be used
Some weather conditions can result in the damage of the product and / or create
a hazardous situation for some outdoor and wet location applications.
Consult factory if you have any questions or need help with your idea or custom designs

ALUMINUM MOUNTING CHANNEL, Outdoor Wet / Indoor

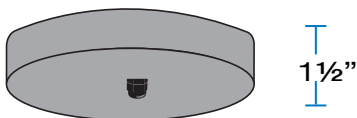


SK36 36" Suspension Kit
SK48 48" Suspension Kit
SK72 72" Suspension Kit
 Other cable lengths available.
 Suspension Kit includes:
 (2) Top Fittings for 1/4-20 Rod
 (2) Adjustable Bottom Fittings
 (2) Aircraft Cables
 (1) Prewired 18/3 Black or White SVT Cord
 (1) 5" White Canopy with Mounting Hardware
 (1) 2" White Canopy
 * Custom pendant spacing available: consult factory
 * Lengths over 8' require center cable support
 * Cord-grips are included

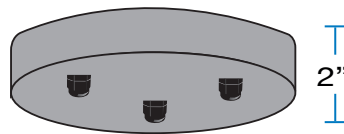


MOUNTING CHANNEL	LOCATION	SPACING	MOUNTING	FINISH	LENGTH
MC12	W WET	6 6"	SM SURFACE MOUNT	S SATIN ANODIZED	SPECIFY
MC21	D DAMP DRY	9 9"	SK36 SUSPENSION KIT	PCW POWDER COAT WHITE	
MC22		12 12"	SK48 SUSPENSION KIT	PCB POWDER COAT BLACK	
MC32		18 18"	SK72 SUSPENSION KIT	PCC POWDER COAT CUSTOM	
		24 24"	- B BLACK CORD		
		C CUSTOM	- W WHITE CORD		

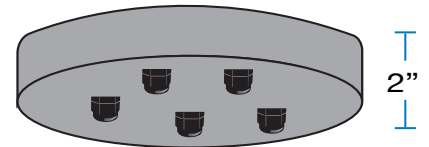
CANOPY MOUNTING Outdoor Damp / Indoor



6" ROUND CANOPY
 UP TO 3 DECODROPS
C6 (X) FINISH
 (X) # OF DECODROPS



10" ROUND CANOPY
 UP TO 6 DECODROPS
C10 (X) FINISH
 (X) # OF DECODROPS



12" ROUND CANOPY
 UP TO 10 DECODROPS
C12 (X) FINISH
 (X) # OF DECODROPS

CANOPY SIZE	# OF DECODROPS	FINISH
C6, C10, C12	SPECIFY	SEE PAGE 2

Consult factory for different canopy shape, size, material, color or any other special features